

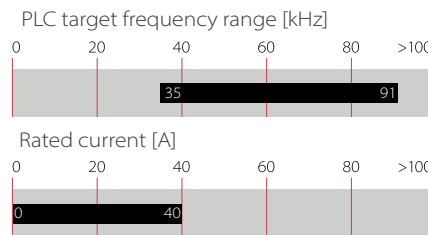
Smart Meter Shield for Power Line Communication



- To be installed between smart meter and home installation
- Improves signal-to-noise ratio on smart meter side
- Reduces PLC signal on house-hold side
- Low power consumption
- Neglectable reactive power drawn
- Effect focussed on PLC frequency spectrum < 100 kHz



Performance indicators



Technical specifications

Impedance	25 - 72 Ohm in the CENELEC A band
Energy absorption	3.4 W typical (7.5 W maximum)
Nominal Current	0 to 40 A rms
Peak Current	90 A
Nominal operating voltage	230 V AC +/- 10 %
Rated operating voltage	185 - 264 V AC
Overvoltage category	III, according IEC 62052-31
Temperature range (operation and storage)	-25°C to +70°C
Climatic category	25/085/21 acc. IEC60068-1
Pollution degree	PD2 acc. IEC 60664-1
Protection category	IP20
Flammability corresponding to	UL94-V0

Approvals & Compliances



Typical applications

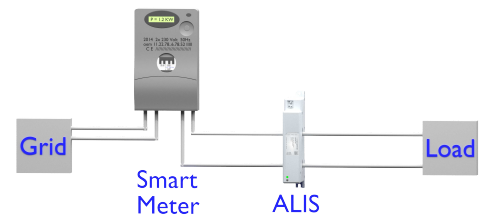
- Roll-out of PLC smart meter infrastructure
- Clean-up process after smart meter roll-out
- Trouble shooting at PLC networks
- Low impedance load de-coupling

Features and benefits

- Small and cost effective solution to improve PLC communication
- Compatible to one-phase smart meters up to 40 A rated current
- Compatible to G3-PLC and PLAN+ (CENELEC A)
- Creates an impedance 25 - 72 Ohm between 37.8 kHz and 91 kHz
- Typical Signal-To-Noise-Ratio Enhancement (SNRE): 28 - 37 dB in the CENELEC A band at 1 Ohm load impedance
- No interruption of the power line. The impedance is induced to the line.
- No high current termination / connection required

Typical installation schematic

Power lines are looped through the 15 mm apertures in the housing.
Not in the picture: Auxiliary power connection of typical 40 mA at 230V AC.

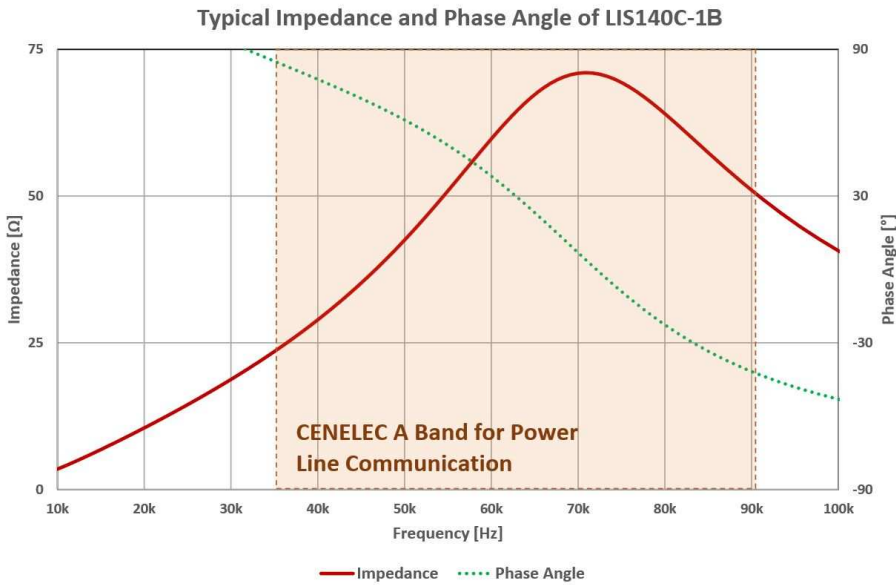


Filter selection table

Filter	Rated current @50 Hz [A]	Phases	Impedance* Z [Ohm]	Typical power loss [W]	Weight [g]
LIS140C-1B	40	1	25 - 72	3.4	320

* In the frequency range of CENELEC A

Impedance vs. Frequency



Standards and Compliances

Design Standard

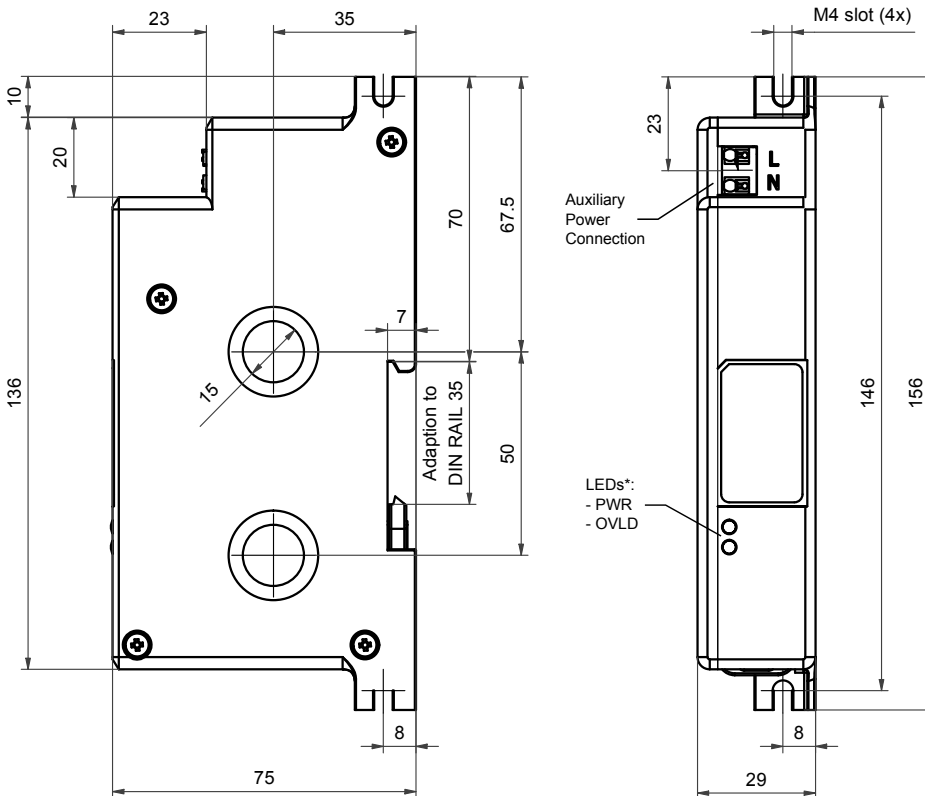
Electricity metering equipment (AC) - General requirements, tests and test conditions:

- IEC EN 62052-11 Metering equipment
- IEC EN 62052-31 Product safety requirements and tests

Product Compliances

- EMC directive 2014/30/EU
- Low voltage directive 2014/35/EU

Dimensions



For dimensions [mm] without tolerances: ISO2768-m/EN22768-m applies

*LED Indication

- PWR - Power On
- OVLD - Overload / Error

Electrical Connections

Load connection 40 A

- No conductive connection is needed
- P & N are looped through ø15mm holes

Auxiliary Power Connection

- Push-in terminal
- Solid and litz wires
- Maximum size 1,5mm² / AWG14
- Typical input 40 mA rms @ 230 Vac



Headquarters, global innovation and development

Switzerland

Schaffner Group

Industrie Nord
Nordstrasse 11e
4542 Luterbach
T +41 32 681 66 26
info@schaffner.com



Sales and application centers

China

Schaffner EMC Ltd. Shanghai

T20-3 C, No 565 Chuangye Road,
Pudong district
201201 Shanghai
T +86 21 3813 9500
cschina@schaffner.com
www.schaffner.com.cn

Finland

Schaffner Oy

Sauvonrinne 19 H
08500 Lohja
T +358 50 468 7284
finlandsales@schaffner.com

France

Schaffner EMC S.A.S.

16-20 Rue Louis Rameau
95875 Bezons
T +33 1 34 34 30 60
F +33 1 39 47 02 28
francesales@schaffner.com

Germany

Schaffner Deutschland GmbH

Schoemperlenstrasse 12B
76185 Karlsruhe
T +49 721 56910
F +49 721 569110
germanysales@schaffner.com

India

Schaffner India Pvt. Ltd

REGUS WORLD TRADE CENTRE
WTC, 22nd Floor Unit No 2238, Brigade
Gateway Campus, 26/1, Dr. Rajkumar Road
Malleshwaram (W)
560055 Bangalore
T +91 80 67935355
indiasales@schaffner.com

Italy

Schaffner EMC S.r.l.

Via Ticino, 30
20900 Monza (MB)
T +39 039 21 41 070
italysales@schaffner.com

Japan

Schaffner EMC K.K.

Taiju-Seimei Sangenjaya Bldg.
1-32-12, Kamiyuma, Setagaya-ku
154-0011 Tokyo
T +81 3 5712 3650
F +81 3 5712 3651
japansales@schaffner.com
www.schaffner.jp

Singapore

Schaffner EMC Pte Ltd.

#05-09, Kg Ubi Ind. Estate
408705 Singapore
T +65 6377 3283
F +65 6377 3281
singaporesales@schaffner.com

Spain

Schaffner EMC España

Calle Caléndula 93, Miniparc III, Edificio E
El Soto de Moraleja, Alcobendas
28109 Madrid
T +34 917 912 900
F +34 917 912 901
spainsales@schaffner.com

Sweden

Schaffner EMC AB

Östermalmstorg 1
114 42 Stockholm
T +46 8 5050 2425
swedensales@schaffner.com
www.schaffner.com

Switzerland

Schaffner EMV AG

Industrie Nord
Nordstrasse 11e
4542 Luterbach
T +41 32 681 66 88
T +41 32 681 66 26
switzerlandsales@schaffner.com

Taiwan

Schaffner EMV Ltd.

20 Floor-2, No 97, Section 1, XinTai 5th Road
22175 XiZhi District New Taipei City 22175
T +886 2 2697 5500
F +886 2 2697 5533
taiwansales@schaffner.com
www.schaffner.com.tw

Thailand

Schaffner EMC Co. Ltd.

Northern Region Industrial Estate
67 Moo 4 Tambon Ban Klang
Amphur Muangng P.O. Box 14
51000 Lamphun
T +66 53 58 11 04
F +66 53 58 10 19
thailandsales@schaffner.com

United Kingdom

Schaffner Ltd.

1, Oakmede Place
Binfield
RG42 4JF Berkshire
T +44 118 9770070
F +44 118 9792969
uksales@schaffner.com

USA

Schaffner EMC Inc.

52 Mayfield Avenue
Edison, New Jersey
T +1 732 225 9533
F +1 732 225 4789
usasales@schaffner.com
www.schaffnerusa.com

To find your local partner within Schaffner's global network: www.schaffner.com

© 2020 Schaffner Group

The content of this document has been carefully checked and understood. However, neither Schaffner nor its subsidiaries assume any liability whatsoever for any errors or inaccuracies of this document and the consequences thereof. Published specifications are subject to change without notice. Product suitability for any area of application must ultimately be determined by the customer. In all cases, products must never be operated outside their published specifications. Schaffner does not guarantee the availability of all published products. This disclaimer shall be governed by substantive Swiss law and resulting disputes shall be settled by the courts at the place of business of Schaffner Holding AG. Latest publications and a complete disclaimer can be downloaded from the Schaffner website. All trademarks recognized.