
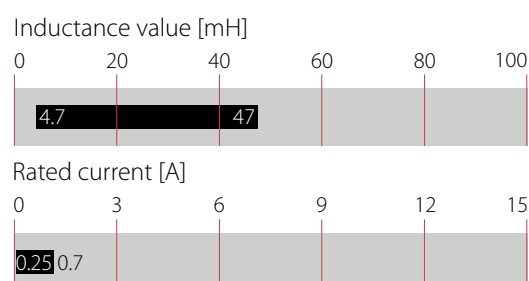


## Current-compensated Chokes

- Rated currents from 0.25 to 0.7 A
- DC to 400 Hz frequency
- 100 kHz to 3 MHz common-mode resonance frequency
- Dual-choke configurations
- Multiple PCB-mounting options



### Performance indicators



### Technical Specifications

<b>Rated operating voltage</b>	250 VAC
<b>Operating frequency</b>	DC to 400 Hz
<b>Rated currents</b>	0.25 to 0.7 A @ rated ambient temperature
<b>Rated inductance</b>	4.7 to 47 mH
<b>Stray inductance</b>	Typically 1% of $L_N$
<b>Inductance reduction (DC bias with IN)</b>	Less than 10% (25°C)
<b>High potential test voltage winding-to-winding @ 25°C</b>	1500 VAC, 60 sec, guaranteed 1500 VAC, 2 sec, factory test
<b>Winding-to-housing @ 25°C</b>	4000 VAC, 60 sec, guaranteed
<b>Surge current @ 10 msec</b>	$20 \times I_N$ @ 25°C
<b>Temperature range (operation and storage)</b>	-40°C to 125°C (40/125/56) acc. IEC 60068-1
<b>Flammability corresponding to</b>	UL 94V-0
<b>Design corresponding to</b>	IEC/EN 60938-2
<b>MTBF @ Rated amb. Temp./Voltage (Mil-HB-217F)</b>	> 5,000,000 hours

### Approvals & Compliances



RC chokes are attenuating common-mode or asymmetric (P/N → E) interference signals, by being connected in series with the phase and neutral lines of an AC powerline input. Symmetrical components of the noise are also attenuated by the leakage inductance (stray inductance) of the windings. These chokes are typically used in conjunction with suppression capacitors.

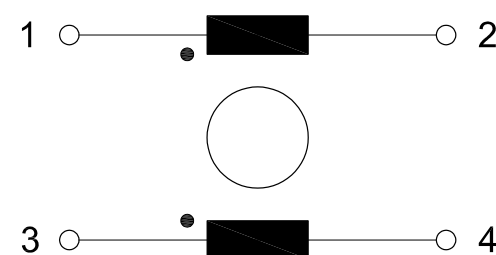
### Features and Benefits

- High saturation resistance and excellent thermal behavior
- Through hole pin connections
- Dual-choke configuration
- Small compact design
- Multiple housing options
- Custom-specific versions are available on request
- Environmental friendly open design

### Typical Applications

- Switch-mode power applications
- DC/DC converters
- HVAC, typically in EMI input filter for ventilation
- LED driver circuit
- For suppression-equipment with no earth connection, e.g. medical
- Phase-angle control circuits in combination with saturating chokes
- Consumer electronics, EDP, test equipment, electronic ballasts in lamps etc.
- Applicable for low frequency signaling effective from 10kHz to 30MHz

### Typical electrical schematic



### Choke Selection Table

Choke	Buy	Current (I <sub>N</sub> ) [A]	@ Ambient Temperature* [°C]	Inductance (L <sub>N</sub> ) [mH]	Stray Inductance (L <sub>s</sub> ) [mH]	Resistance (R <sub>DC</sub> ) [mOhm]	Pin 1-2** (Pin 3-4) [mm]	Pin 1-3 [mm]	Height [mm]	Weight (g)
RC112-0.25-47M		0.25	40	47.0	0.6	2400	10	15	8	3
RC112-0.3-30M		0.3	40	30.0	0.5	2200	10	15	8	3
RC112-0.35-22M		0.35	40	22.0	0.4	1900	10	15	8	3
RC112-0.4-15M		0.4	40	15.0	0.25	1350	10	15	8	3
RC112-0.5-10M		0.5	40	10.0	0.17	1000	10	15	8	3
RC112-0.6-6M8		0.6	40	6.8	0.12	630	10	15	8	3
RC112-0.7-4M7		0.7	40	4.7	0.075	440	10	15	8	3
RC212-0.25-47M		0.25	40	47.0	0.6	2400	5.08 (2.54)	12.7	17.6	3
RC212-0.3-30M		0.3	40	30.0	0.5	2200	5.08 (2.54)	12.7	17.6	3
RC212-0.35-22M		0.35	40	22.0	0.4	1900	5.08 (2.54)	12.7	17.6	3
RC212-0.4-15M		0.4	40	15.0	0.25	1350	5.08 (2.54)	12.7	17.6	3
RC212-0.5-10M		0.5	40	10.0	0.17	1000	5.08 (2.54)	12.7	17.6	3
RC212-0.6-6M8		0.6	40	6.8	0.12	630	5.08 (2.54)	12.7	17.6	3
RC212-0.7-4M7		0.7	40	4.7	0.075	440	5.08 (2.54)	12.7	17.6	3

Test conditions: Measuring frequency: 10 kHz; 50 mV; Inductance tolerance: +50%, -30%; Resistance tolerance: ±15% @ 25°C; Electrical characteristics @ 25°C: ±2°C

\* Rated ambient temperature according to approval. For other ambient temperatures, please make use of the derating graph below

\*\* Values in brackets show the pin-out distance between pin 3 and 4. Symmetrical pin-out on request

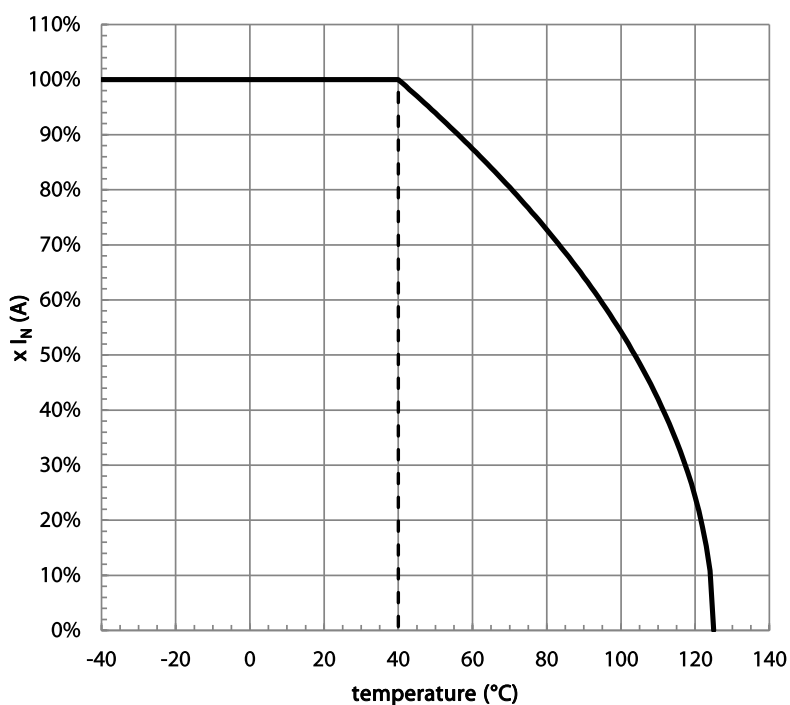
**Product selector**

RC **XXY-II-LML**

- Rated Inductivity L<sub>N</sub> (mH)
- Rated Current I<sub>N</sub> (A)
- Size 12
- Orientation (1 = horizontal; 2 = vertical)
- Familyname

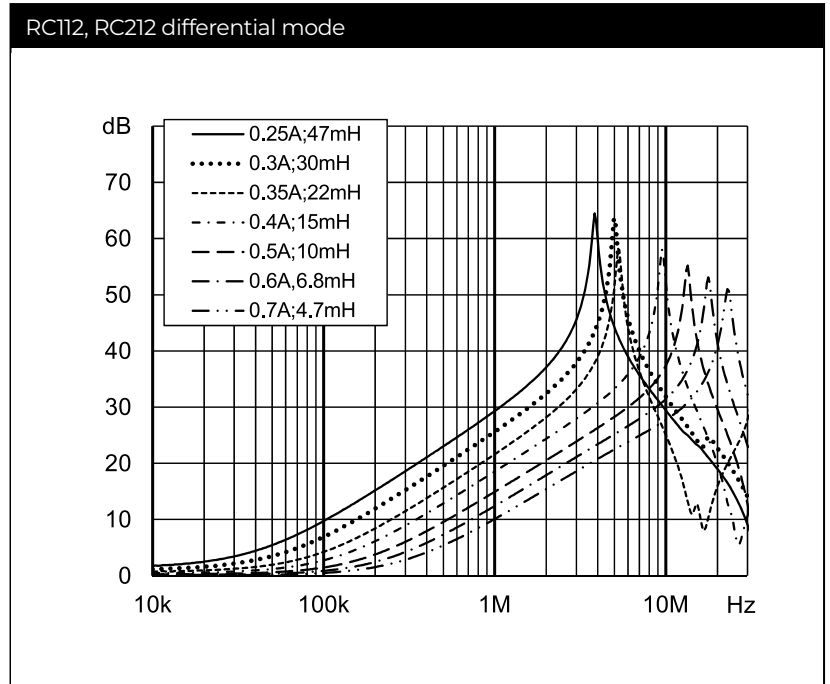
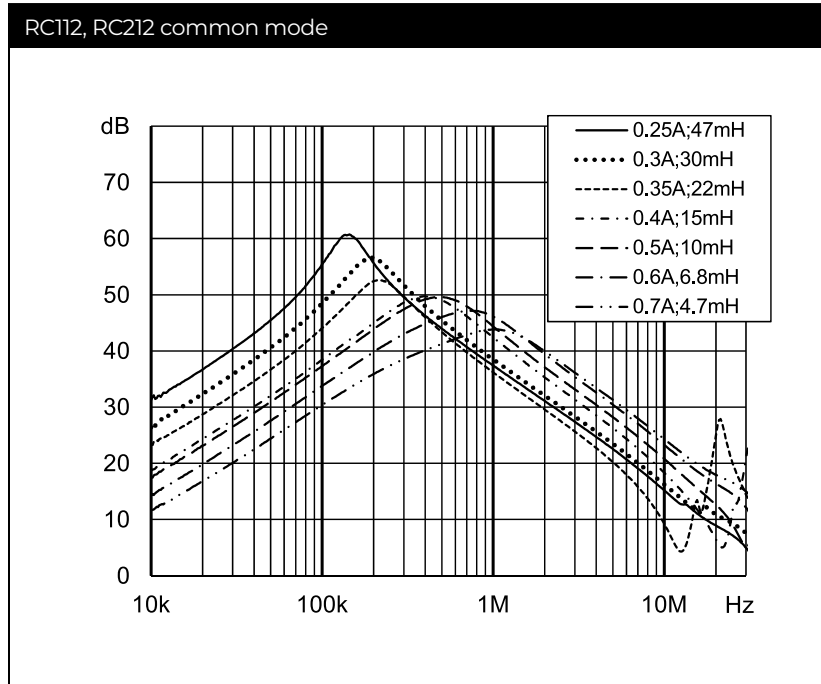
### Thermal Derating

If higher ambient temperatures than the specified apply, the nominal current needs to be reduced according to the graph below.

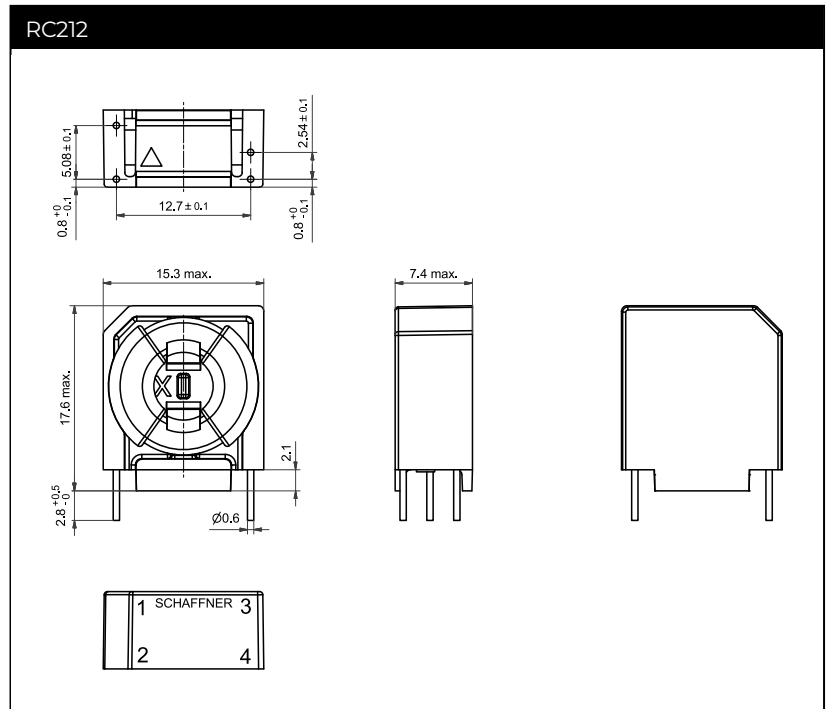
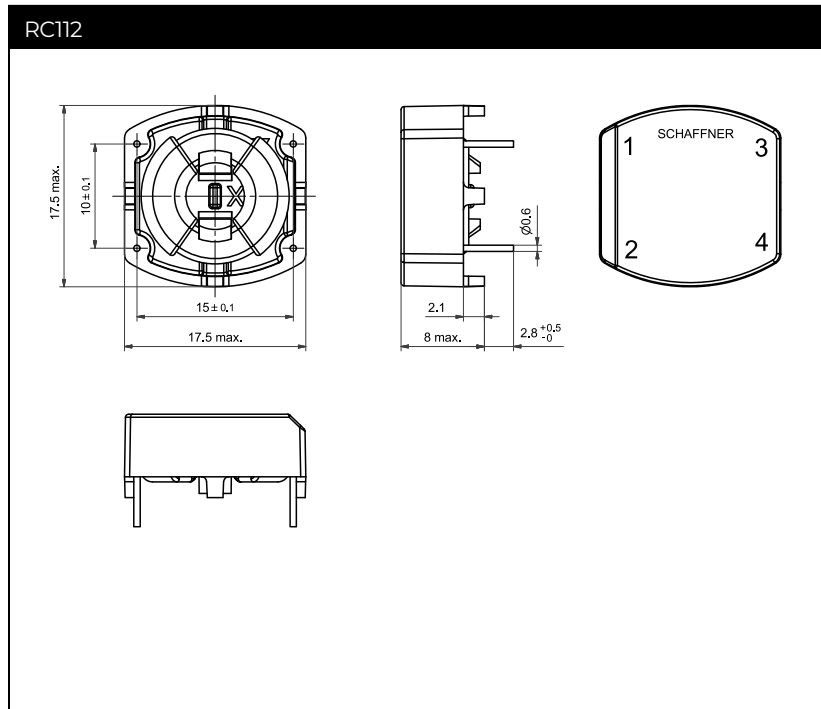


### Typical Attenuation/Resonance Frequency Characteristics

Per CISPR 17; 50 Ω/50 Ω



### Mechanical Data



For dimensions [mm] without tolerances: ISO 2768-m/ EN 22768-m applies

Pin material: Steel (base), Cu (under plating), Sn (final plating 6µm)

## Headquarters, Global Innovation and Development

### Switzerland

#### Schaffner Holding AG

Industrie Nord  
Nordstrasse 11e  
4542  
Luterbach  
+41 32 681 66 26  
[info@schaffner.com](mailto:info@schaffner.com)

## Sales and Application Centers

### China

#### Schaffner EMC Ltd. Shanghai

T20-3 C, No 565 Chuangye Road, Pudong district  
201201  
Shanghai  
+86 2138139500  
[cschina@schaffner.com](mailto:cschina@schaffner.com)

### Finland

#### Schaffner Oy

Sauvonrinne 19 H  
8500  
Lohja  
+358 50 468 7284  
[finlandsales@schaffner.com](mailto:finlandsales@schaffner.com)

### France

#### Schaffner EMC S.A.S.

16-20 Rue Louis Rameau  
95875  
Bezons  
+33 1 34 34 30 60  
[francesales@schaffner.com](mailto:francesales@schaffner.com)

### Germany

#### Schaffner Deutschland GmbH

Schoemperlenstrasse 12B  
76185  
Karlsruhe  
+49 721 56910  
[germanysales@schaffner.com](mailto:germanysales@schaffner.com)

### India

#### Schaffner India Pvt. Ltd

Regus World Trade Centre  
WTC, 22nd Floor Unit No 2238, Brigade Gateway Campus, 26/1, Dr. Rajkumar Road Malleshwaram (W)  
560055  
Bangalore  
+91 8067935355  
[indiasales@schaffner.com](mailto:indiasales@schaffner.com)

### Italy

#### Schaffner EMC S.r.l.

Via Ticino, 30  
20900  
Monza (MB)  
+39 039 21 41 070  
[italysales@schaffner.com](mailto:italysales@schaffner.com)

### Japan

#### Schaffner EMC K.K.

ISM Sangenjaya 7F  
1-32-12 Kamiuma, Setagaya-ku  
154-0011  
Tokyo  
+81 3 5712 3650  
[japansales@schaffner.com](mailto:japansales@schaffner.com)

### Singapore

#### Schaffner EMC Pte Ltd.

Blk 3015A Ubi Road 1, #05-09, Kampong Ubi Industrial Estate  
408705  
Singapore  
+65 63773283  
[singaporesales@schaffner.com](mailto:singaporesales@schaffner.com)

### Spain

#### Schaffner EMC España

Calle Caléndula 93, Miniparc III, Edificio E El Soto de Moraleja, Alcobendas  
28109  
Madrid  
+34 917 912 900  
[spainsales@schaffner.com](mailto:spainsales@schaffner.com)

### Sweden

#### Schaffner EMC AB

Östermalmstrorg 1  
114 42  
Stockholm  
+46 8 5050 2425  
[swedensales@schaffner.com](mailto:swedensales@schaffner.com)

### Switzerland

#### Schaffner EMV AG

Industrie Nord  
Nordstrasse 11e  
4542  
Luterbach  
+41 32 681 66 26  
[switzerlandsales@schaffner.com](mailto:switzerlandsales@schaffner.com)

### Taiwan

#### Schaffner EMV Ltd.

U-Town  
20 Floor-2, No 97, Section 1, XinTai 5th Road, XiZhi District  
22175  
New Taipei City  
+886 226975500  
[taiwansales@schaffner.com](mailto:taiwansales@schaffner.com)

### Thailand

#### Schaffner EMC Co. Ltd.

Sathorn Square Tower  
Room 3780, 37FL, 98 North-Sathorn Rd, Silom, Bangrak  
10500  
Bangkok  
+66 621056397  
[thailandsales@schaffner.com](mailto:thailandsales@schaffner.com)

### United Kingdom

#### Schaffner Ltd.

1, Oakmede Place  
Terrace Road  
RG42 4JF  
Binfield  
+44 118 9770070  
[uksales@schaffner.com](mailto:uksales@schaffner.com)

### United States

#### Schaffner EMC Inc.

52 Mayfield Avenue  
Edison, New Jersey  
+1 732 225 9533  
[usasales@schaffner.com](mailto:usasales@schaffner.com)

To find your local partner within Schaffner's global network [schaffner.com](http://schaffner.com)

© 2022 Schaffner Group

The content of this document has been carefully checked and understood. However, neither Schaffner nor its subsidiaries assume any liability whatsoever for any errors or inaccuracies of this document and the consequences thereof. Published specifications are subject to change without notice. Product suitability for any area of application must ultimately be determined by the customer. In all cases, products must never be operated outside their published specifications. Schaffner does not guarantee the availability of all published products. This disclaimer shall be governed by substantive Swiss law and resulting disputes shall be settled by the courts at the place of business of Schaffner Holding AG. Latest publications and a complete disclaimer can be downloaded from the Schaffner website. All trademarks recognized.