


## Ecosine Max, 480 VAC 50 Hz Economy Passive Harmonic Filters



- Demonstrate best cost-performance ratio
- Achieve 8% THDi for diode rectifier without Ldc, and 5% THDi for diode rectifier with 4% Ldc
- Best-in-class partial load performance
- Most compact open panel design for cabinet integration
- Reliable and robust
- Plug and play, ready to use



## Technical Specifications

<b>Nominal operating voltage</b>	3x440 VAC to 480 VAC $\pm 10\%$
<b>Overload capability</b>	1.6x rated current for 1 minute, once per hour
<b>Operating frequency</b>	50 Hz $\pm 1$ Hz
<b>Total harmonic current distortion THDi*</b>	<8% @ rated power for drives without Ldc <5% @ rated power for drives equipped with 4% Ldc
<b>Total demand distortion TDD</b>	According to IEEE 519
<b>Nominal motor drive input power rating</b>	315 to 560kW
<b>High potential test voltage</b>	P -> E 2520 VAC (1s)
<b>Earthing system</b>	TN, TT, IT
<b>Efficiency</b>	>99% for rated voltage and power
<b>Overvoltage category</b>	OV III (IEC 60664-1)
<b>Temperature range (operation and storage)</b>	-25°C to +40°C fully operational +40°C to +70°C derated operation**** -25°C to +85°C transport and storage
<b>Cooling</b>	External cooling***
<b>Protection category</b>	IP 00
<b>Flammability corresponding to</b>	UL 94 V-2
<b>Design corresponding to</b>	Filter: UL 61800-5-1, EN 61800-5-1 Chokes: EN 60076-6
<b>SCCR**</b>	100 kA (UL approved)
<b>MTBF (Mil-HB-217F)</b>	>200,000 h @ 40°C/480 V

- \* System requirements: THDv <2%, line voltage unbalance <1%  
Note: performance specifications in this brochure refer to six-pulse diode rectifiers.  
SCR rectifier front-ends will produce different results, dependent upon the firing angle of the thyristors.
- \*\* External UL-rated fuses required. Please consult the user manual.
- \*\*\* Please check the inlet air flow required for cooling table further in this document and the user manual.
- \*\*\*\*  $I_{derated} = I_{nominal} * \sqrt{(T_{max} - T_{amb}) / (T_{max} - T_{nominal})} = I_{nominal} * \sqrt{(70^{\circ}\text{C} - T_{amb}) / 30^{\circ}\text{C}}$

## Approvals & Compliances



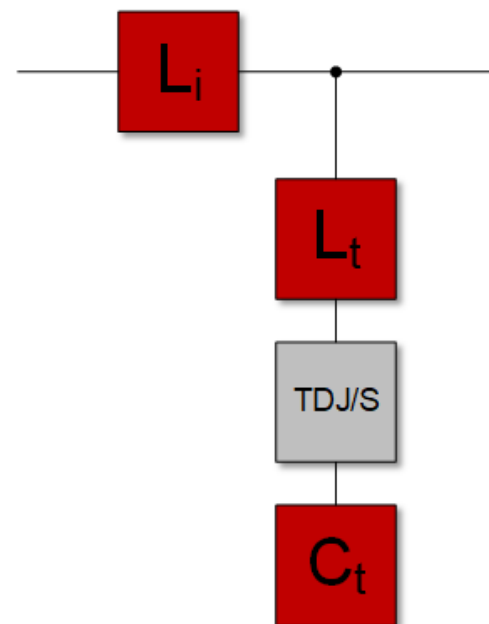
## Features and Benefits

Schaffner ecosine harmonic filters represent an economical solution to the challenge of load-applied harmonics mitigation in three-phase power systems. With a plug-and-play approach and more compact dimensions than comparable products, they can be quickly installed and easily commissioned. They increase the reliability and service life of electric installations, help utilize electric system capacity better, and are the key to meet Power Quality standards such as IEEE 519. Ecosine filters reshape your distorted current back to the desired sinusoidal waveform. Schaffner ecosine filters can be applied to virtually any kind of power electronics with front-end six-pulse rectifiers, 3-phase diode or thyristor bridges, where harmonic current distortion needs to be reduced to defined limits.

## Typical Applications

- Equipment with front-end six-pulse rectifier
- Motor drives
- Factory automation equipment
- Water/wastewater treatment facilities
- Fan and pump applications
- HVAC installations
- Mission-critical processes
- DC fast chargers

### Typical electrical schematic



Filter Selection Table With Circuit Breaker Module

Filter	Rated load power @ 480 V/50 Hz	Motor drive input current*	Rated filter input current	Required Ldc for 5% THDi**	Typical power losses @ 40°C	Circuit breaker rated current	Weight	Terminal	Frame size
	[kW]	[Arms]	[Arms]	[mH]	[W]	[A]	[kg]		
FN 3481-315-99-E0XXSXX	315	564	393	0.094	2223	250	250	Busbar	S08
FN 3481-355-99-E0XXSXX	355	630	444	0.083	2274	250	272	Busbar	S08
FN 3481-400-99-E0XXSXX	400	701	501	0.074	2403	300	288	Busbar	S08
FN 3481-500-99-E0XXSXX	500	856	630	0.059	3240	400	376	Busbar	L08
FN 3481-560-99-E0XXSXX	560	947	709	0.053	3256	400	385	Busbar	L08

\* Motor drive input current without harmonic filter.

\*\* FN 3481 filters can be applied for drives with and without Ldc. 8% THDi (@ rated power) is achieved when FN3481 is applied to drives without Ldc, while 5% THDi (@ rated power) is achieved when there is a 4% Ldc present in the drive.

Filter Selection Table With Trap Disconnect Jumper

Filter	Rated load power @ 480 V/50 Hz	Motor drive input current*	Rated filter input current	Required Ldc for 5% THDi**	Typical power losses @ 40°C	Weight	Terminal	Frame size
	[kW]	[Arms]	[Arms]	[mH]	[W]	[kg]		
FN 3481-315-99-E0XXJXX	315	565	393	0.094	2223	250	Busbar	S08
FN 3481-355-99-E0XXJXX	355	630	444	0.083	2274	272	Busbar	S08
FN 3481-400-99-E0XXJXX	400	701	501	0.074	2403	288	Busbar	S08
FN 3481-500-99-E0XXJXX	500	856	630	0.059	3240	376	Busbar	L08
FN 3481-560-99-E0XXJXX	560	947	709	0.053	3256	385	Busbar	L08


\* Motor drive input current without harmonic filter.

\*\* FN 3481 filters can be applied for drives with and without Ldc. 8% THDi (@ rated power) is achieved when FN3481 is applied to drives without Ldc, while 5% THDi (@ rated power) is achieved when there is a 4% Ldc present in the drive.

Earth Terminals

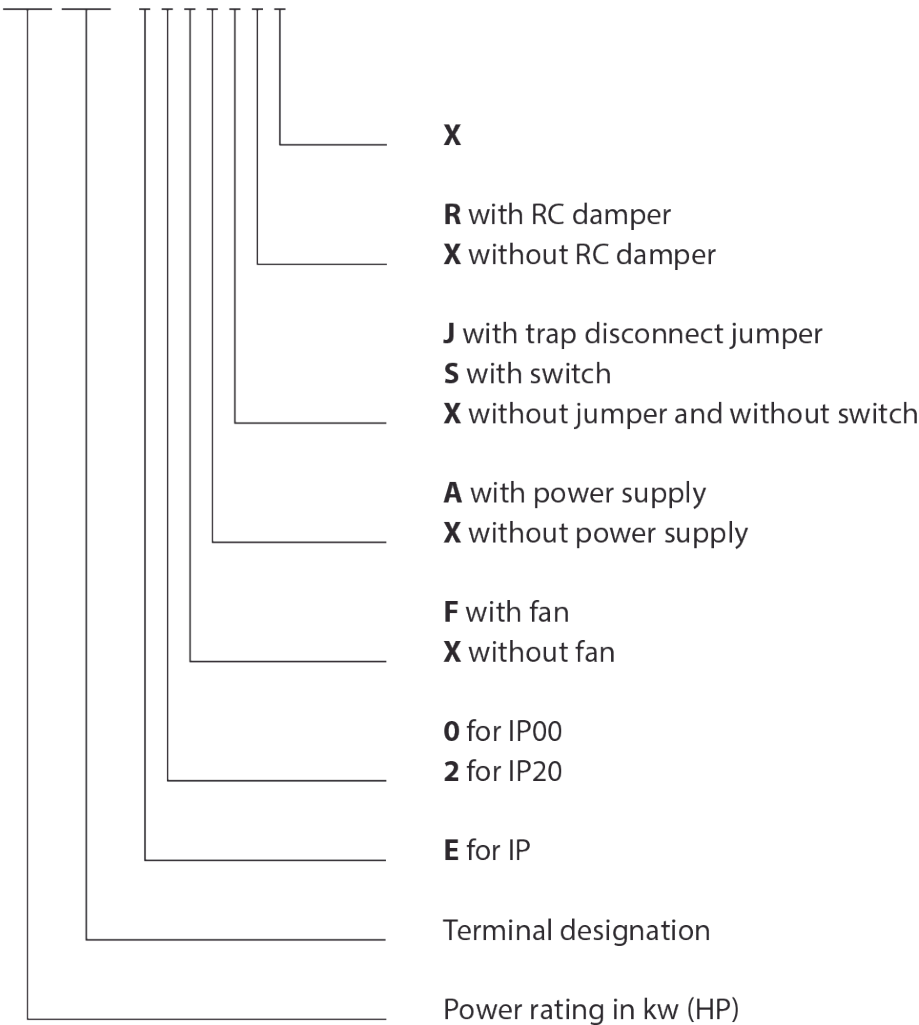
Earth (PE)	Screw thread	Screw torque [Nm]
S08-L12	M12	20-25

Frame Size Designation



Product selector

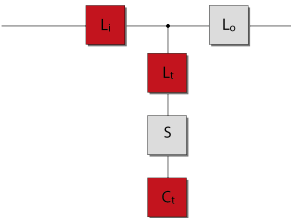
FN 34nn-xxx-yyy-



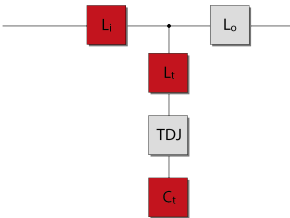
Filter Configurations

E0XXSXX

E0XXJXX

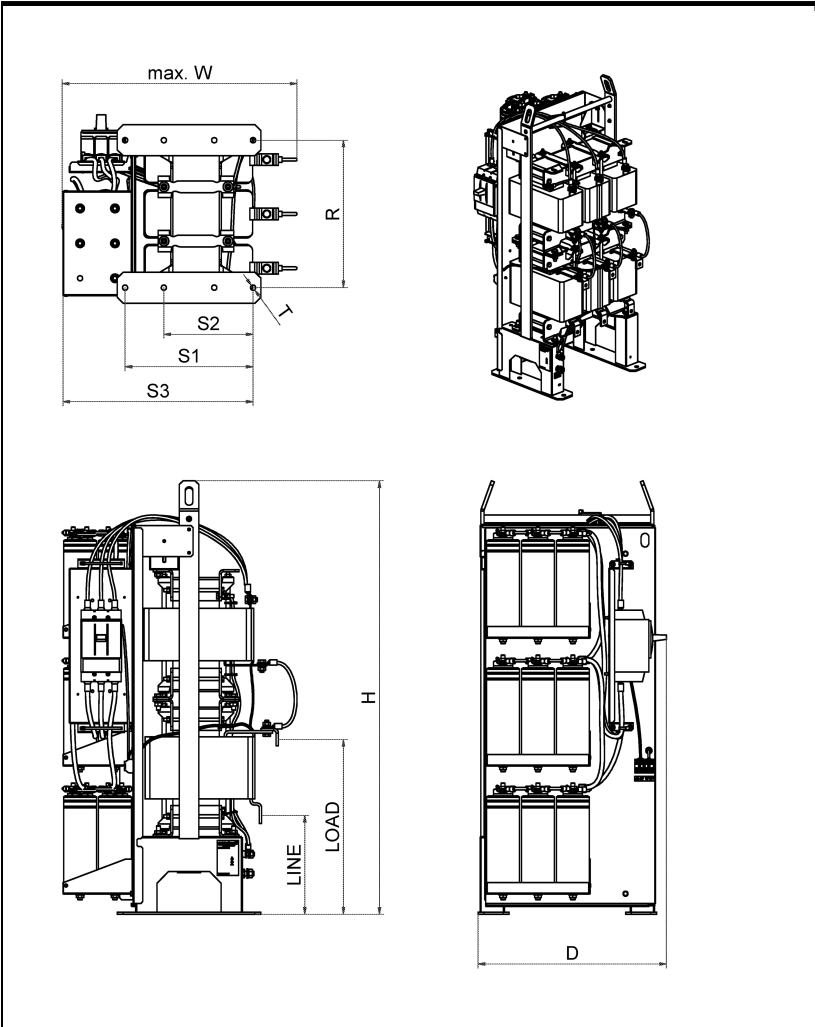


- For rectifiers without DC-link choke
- Filters contain trap disconnect switch



- For rectifiers without DC-link choke
- Filters contain trap disconnect jumper

Mechanical Data Of IP 00 Enclosure



Dimensions

Frame size*	W	D	H	R	S1	S2	S3	T	LINE	LOAD	Recommended cabinet size WxDxH
S08	max. 650	max. 505	1120	380	330	230	490	13.5	255 ± 10	470 ± 30	800x600x2000
S10	890	max. 505	1120	370	514	n/a	280	13.5	255 ± 10	240 ± 30	1000x600x2000
S12	1060	max. 505	1120	370	684	n/a	280	13.5	255 ± 10	230 ± 10	1200x600x2000
L08	max. 680	557	1320	458	320	225	485	13.5	290 ± 10	540 ± 30	800x600x2000
L10	890	max. 557	1320	455	504	n/a	285	13.5	290 ± 10	230 ± 10	1000x600x2000
L12	1060	max. 557	1320	455	674	n/a	285	13.5	290 ± 10	220 ± 10	1200x600x2000

\* General tolerance: ISO 2768-v  
All dimensions (and tolerance) are in mm.

Inlet Air Flow Required For Cooling

Frame size	Min air volume* [m³/h]
S08, L08	1069
S10, L10	1069
S12, L12	1069

\* Complete cooling requirement, including air inlet placement, must be followed. Please consult the user manual.

## Headquarters, Global Innovation and Development

**Switzerland**  
**Schaffner Group**  
Industrie Nord  
Nordstrasse 5  
4542  
Luterbach  
+41 32 681 66 26  
[info@schaffner.com](mailto:info@schaffner.com)

## Sales and Application Centers

**Switzerland**  
**Schaffner EMV AG**  
Industrie Nord  
Nordstrasse 5  
4542  
Luterbach  
+41 32 681 66 26  
[switzerlandsales@schaffner.com](mailto:switzerlandsales@schaffner.com)

**China**  
**Beijing Jingzhe Electronics Co.,Ltd.**  
Room 307, Building A, Jiahua Building, No.9  
Shangdi 3rd Street, Haidian District  
Beijing Yiting Ying  
China  
+86 13810880767  
[yingyiting@bjjingzhe.com](mailto:yingyiting@bjjingzhe.com)

**Singapore**  
**Schaffner EMC Pte Ltd.**  
Blk 3015A Ubi Road 1 #05-09 Kampong Ubi  
Industrial Estate  
408705  
Singapore  
+65 63773283  
[singaporesales@schaffner.com](mailto:singaporesales@schaffner.com)

To find your local partner within Schaffner's global network [schaffner.com](https://www.schaffner.com)

© 2025 Schaffner Group

The content of this document has been carefully checked and understood. However, neither Schaffner nor its subsidiaries assume any liability whatsoever for any errors or inaccuracies of this document and the consequences thereof. Published specifications are subject to change without notice. Product suitability for any area of application must ultimately be determined by the customer. In all cases, products must never be operated outside their published specifications. Schaffner does not guarantee the availability of all published products. This disclaimer shall be governed by substantive Swiss law and resulting disputes shall be settled by the courts at the place of business of Schaffner Holding AG. Latest publications and a complete disclaimer can be downloaded from the Schaffner website. All trademarks recognized.