

High-end Line Filter for Machinery/Equipment




- Now available up to 600 A
- Compact, space-saving design, optimized for industrial machinery
- Combines exceptional attenuation with low leakage current
- Suitable for machines in mixed/domestic environments (Class A/B)
- Increases also the immunity if operated directly on the mains input



Performance indicators

Attenuation performance



Rated current [A]



Approvals & Compliances



Features and Benefits

- A compact and light weight filter design with acubic shape, requiring minimum mounting space and thus taking the constructional conditions on the mains input of machinery into account
- Simple and time-saving installation with good accessibility for automatic and hand tools
- Solid, touch-safe terminal blocks (8 to 200 A types) offering sufficient contacting cross section according to the EN 60204-1 installation standard, which is very common in industrial applications
- As a mains input filter for three phases and neutral line, FN 3280 provides enough performance to ensure EMC compliance of machinery in mixed (Class A) or even domestic (Class B) environments. Further, its use will also increase the immunity of the entire installation significantly
- FN 3280 provides the attenuation performance needed to meet the requirements of various machine tools with up to 12 driving axes and ~10 to 20 m of motor cable each
- For easy selection and application, the filter current ratings are aligned with common fuse values
- R69 option for easy compliance to IEC 60204-1 (DIN VDE 0113): Suitable for complex machines, where the overall insulation resistance needs to be higher than 1 MOhm.

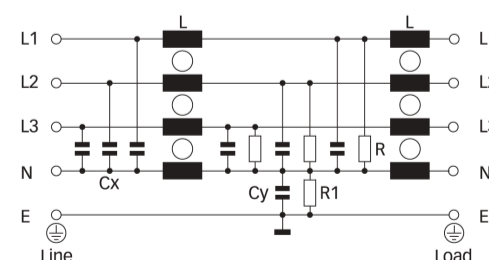
Technical Specifications

Maximum continuous operating voltage	3x520/300 VAC
Nominal operating voltage	480 VAC +10% possible
Rated currents	8 to 600 A @ 50°C
Overload capability	4x rated current at switch on, 1.5x rated current for 1 minute, once per hour
Operating frequency	DC to 60 Hz
High potential test voltage	P/N → E 2750 VDC for 2 sec P → P 2250 VDC for 2 sec P → N 1300 VDC for 2 sec
Temperature range (operation and storage)	-25°C to +100°C (25/100/21)
Protection category	IP 20 (8 to 200 A types) IP 00 (300 to 600 A types)
Flammability corresponding to	UL 94 V-0
Design corresponding to	UL 1283, CSA 22.2 No. 8 1986, IEC/EN 60939
MTBF (Mil-HB-217F)	>360,000 h @ 50°C/480 V



























Typical Applications

Mainly industrial equipment, machinery, machine tools and diverse process automation systems with three-phase and neutral electricity supply. Due to the outstanding attenuation performance, FN 3280 is also the first choice for noisy power supplies, renewable energy applications, highpower office equipment and further three-phase and neutral devices. Because of the relatively low leakage current, FN 3280 may even be used for some medical devices.

Typical electrical schematic



Filter Selection Table

Filter	Buy	Rated current	Leakage current*	Power loss	Resistance**	Resistance**	Input/Output connections		Weight
		@ 50°C (40°C)	@ 520 VAC/50 Hz	@ 25°C/50 Hz	R	R1			[kg]
		[A]	[mA]	[W]	[kOhm]	[kOhm]			
FN3280H-8-29		8 (8.8)	10.7	2.7	1500	660	-29		0.8
FN3280H-16-29		16 (17.5)	10.7	6.0	1500	660	-29		0.8
FN3280H-25-33		25 (27)	10.7	11.6	820	660	-33		1.3
FN3280H-36-33		36 (39)	10.7	14.8	820	660	-33		1.6
FN3280H-64-34		64 (70)	10.7	18.4	820	660	-34		2.7
FN3280H-80-35		80 (88)	10.7	18.9	1000	660	-35		4.1
FN3280H-120-35		120 (131)	10.7	28.5	1000	660	-35		5.9
FN3280H-160-40		160 (175)	10.7	30.7	1000	660	-40		7.9
FN3280H-200-40		200 (219)	10.7	46.8	1000	660	-40		8.5
FN3280H-300-99		300 (328)	42.1	20.3	1000	680		-99	10.0
FN3280H-400-99		400 (438)	42.1	36.0	1000	680		-99	10.0
FN3280H-600-99		600 (657)	42.1	64.8	1000	680		-99	11.0
FN3280H-8-29-R69		8 (8.8)	10.7	2.7	1500	10000	-29		0.8
FN3280H-16-29-R69		16 (17.5)	10.7	6.0	1500	10000	-29		0.8
FN3280H-25-33-R69		25 (27)	10.7	11.6	1500	10000	-33		1.3
FN3280H-36-33-R69		36 (39)	10.7	14.8	1500	10000	-33		1.6
FN3280H-64-34-R69		64 (70)	10.7	18.4	1500	10000	-34		2.7
FN3280H-80-35-R69		80 (88)	10.7	18.9	1500	10000	-35		4.1
FN3280H-120-35-R69		120 (131)	10.7	28.5	1500	10000	-35		5.9
FN3280H-160-40-R69		160 (175)	10.7	30.7	1500	10000	-40		7.9
FN3280H-200-40-R69		200 (219)	10.7	46.8	1500	10000	-40		8.5
FN3280H-300-99-R69		300 (328)	42.1	20.3	1500	10000		-99	10.0
FN3280H-400-99-R69		400 (438)	42.1	36.0	1500	10000		-99	10.0
FN3280H-600-99-R69		600 (657)	42.1	64.8	1500	10000		-99	11.0

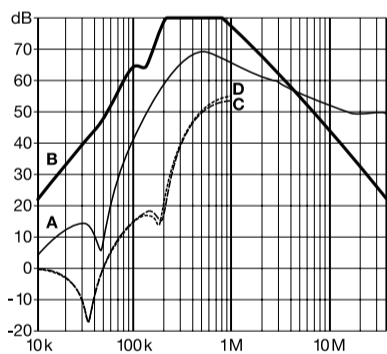
* Standardized calculated leakage current acc. IEC60939 under normal operating conditions.

** Tolerances apply: Inductance: -30/+50%, Capacitance: ±20%, Resistance: ±10%

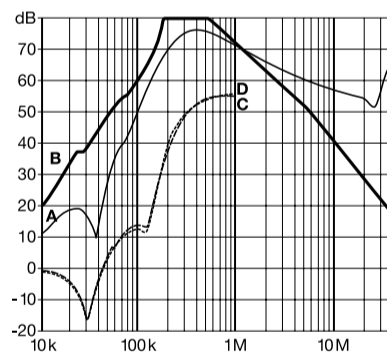
Typical Filter Attenuation

Per CISPR 17; A=50 Ω/50 Ω sym; B=50 Ω/50 Ω asym; C=0.1 Ω/100 Ω sym; D=100 Ω/0.1 Ω sym

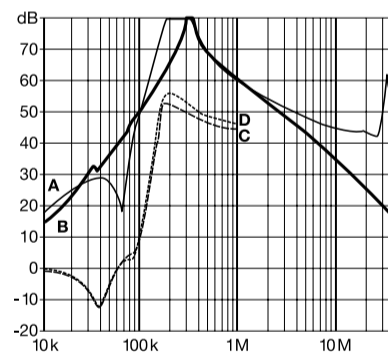
8 to 16 A types



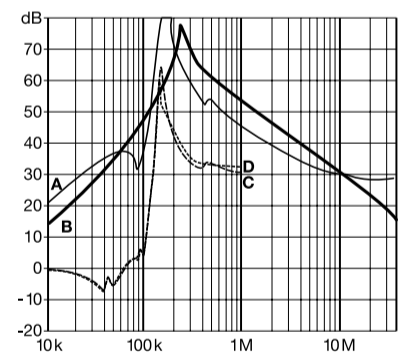
25 and 36 A types



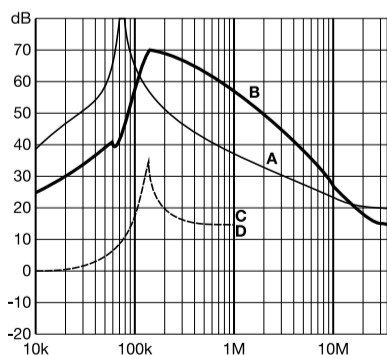
64 to 120 A types



160 and 200 A types



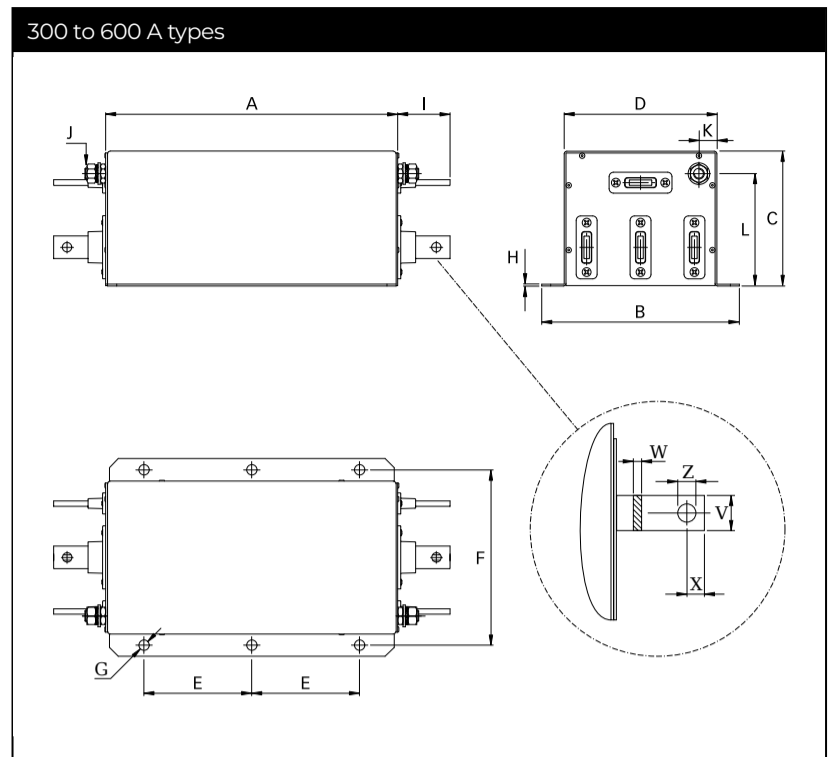
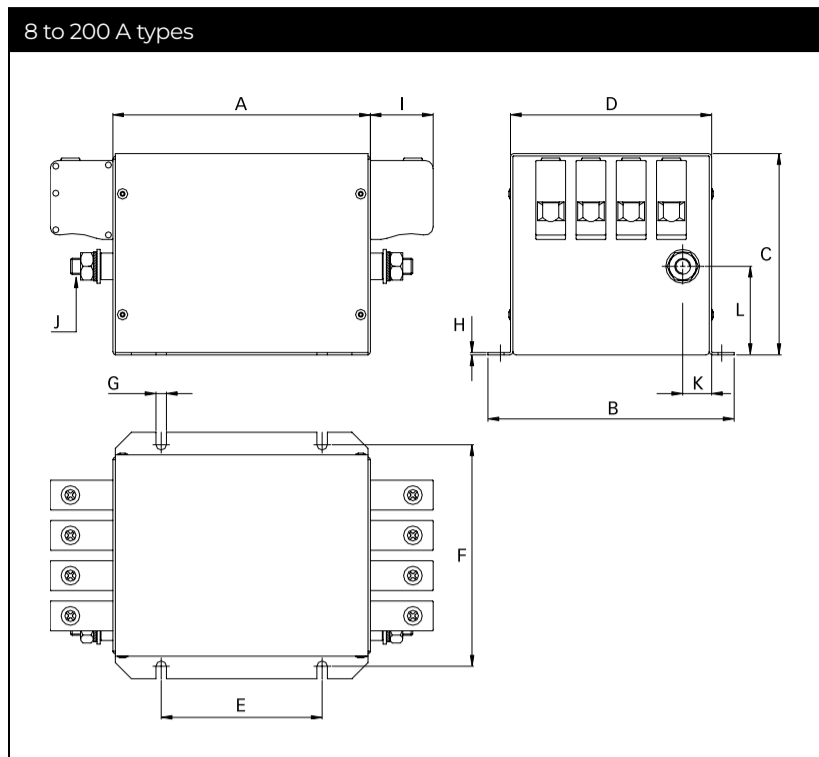
300 to 600 A types



[Check distribution inventory](#)



Mechanical Data



Dimensions

	8 A	16 A	25 A	36 A	64 A	80 A	120 A	160 A	200 A	300 A	400 A	600 A
A	120	120	130	130	160	230	250	280	280	325	325	325
B	143	143	153	153	153	163	170	170	170	220	220	220
C	80	80	115	115	125	125	140	170	170	150	150	150
D	115	115	125	125	125	135	140	140	140	170	170	170
E	80	80	90	90	100	120	200	230	230	120	120	120
F	127.5	127.5	137.5	137.5	137.5	147.5	153.5	153.5	153.5	195	195	195
G	6.5	6.5	6.5	6.5	6.5	6.5	6.5	6.5	6.5	12	12	12
H	1	1	1	1	1.5	1.5	1.5	1.5	1.5	2	2	2
I	10.9	10.9	25	25	39	45	45	51	51	58	58	58
J	M6	M6	M6	M6	M10	M10	M10	M10	M10	M12	M12	M12
K	12	12	12	12	18	18	17.5	17.5	17.5	20	20	20
L	33	33	50	50	55	45	55	55	55	125	125	125
V										25	25	25
W										6	6	8
X										15	15	15
Z										Ø10.5	Ø10.5	Ø10.5

All dimensions in mm; 1 inch = 25.4 mm
Tolerances according to: ISO 2768-m/EN 22768-m

Filter Input/Output Connector Cross Sections

	-29	-33	-34	-35	-40
Solid wire	6 mm ²	16 mm ²	35 mm ²	50 mm ²	95 mm ²
Flex wire	4 mm ²	10 mm ²	25 mm ²	50 mm ²	95 mm ²
AWG type wire	AWG 10	AWG 6	AWG 2	AWG 1/0	AWG 4/0
Recommended torque	0.6-0.8 Nm	1.5-1.8 Nm	4.0-4.5 Nm	7-8 Nm	17-20 Nm

Headquarters, Global Innovation and Development

Switzerland

Schaffner Group

Industrie Nord
Nordstrasse 5
4542
Luterbach
+41 32 681 66 26
info@schaffner.com

Sales and Application Centers

Finland

Schaffner Oy

Lohjanharjuntie 1109
08500
Lohja
+ 358 50 468 72 84
finlandsales@schaffner.com

France

Schaffner EMC S.A.S.

16-20 Rue Louis Rameau
95875
Bezons
+33 1 34 34 30 60
francesales@schaffner.com

Germany

Schaffner Deutschland GmbH

Ohiostr. 8
76149
Karlsruhe
+49 721 56910
germanysales@schaffner.com

Italy

Schaffner EMC S.r.l.

Via Ticino, 30
20900
Monza (MB)
+39 335 120 44 32
italysales@schaffner.com

Japan

Schaffner EMC K.K.

ISM Sangenjaya 7F
1-32-12 Kamiyama Setagaya-ku
154-0011
Tokyo
+81 3 5712 3650
japansales@schaffner.com

Singapore

Schaffner EMC Pte Ltd.

Blk 3015A Ubi Road 1 #05-09 Kampong Ubi
Industrial Estate
408705
Singapore
+65 63773283
singaporesales@schaffner.com

Sweden

Schaffner EMC AB

Östermalmströgrg 1
114 42
Stockholm
+46 8 5050 2425
swedensales@schaffner.com

Switzerland

Schaffner EMV AG

Industrie Nord
Nordstrasse 5
4542
Luterbach
+41 32 681 66 26
switzerlandsales@schaffner.com

India

Schaffner India Pvt. Ltd

Regus World Trade Centre
WTC 22nd Floor Unit No 2238 Brigade
Gateway Campus 26/1 Dr. Rajkumar Road
Malleshwaram (W)
560055
Bangalore
+91 8067935355
indiasales@schaffner.com

United Kingdom

Schaffner Ltd.

Suite 1 Oakmede Place
Terrace Road
RG42 4JF
Binfield
+44 118 9770070
schaffner.uksales@te.com

United States

Schaffner EMC Inc.

52 Mayfield Avenue
Edison, New Jersey
+1 732 225 9533
usasales@schaffner.com

To find your local partner within Schaffner's global network schaffner.com

© 2025 Schaffner Group

The content of this document has been carefully checked and understood. However, neither Schaffner nor its subsidiaries assume any liability whatsoever for any errors or inaccuracies of this document and the consequences thereof. Published specifications are subject to change without notice. Product suitability for any area of application must ultimately be determined by the customer. In all cases, products must never be operated outside their published specifications. Schaffner does not guarantee the availability of all published products. This disclaimer shall be governed by substantive Swiss law and resulting disputes shall be settled by the courts at the place of business of Schaffner Holding AG. Latest publications and a complete disclaimer can be downloaded from the Schaffner website. All trademarks recognized.