

Compact high current DC EMC/RFI filter



- Reduces conducted emissions towards the solar panel
- Reduces the probability of EMI radiation off the solar panel
- Helps to prevent premature panel aging
- Helps to meet international EMC regulations
- Most compact standard solution in the industry
- FN2210HV without Cy capacitors to ground

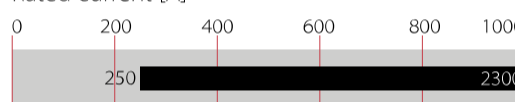


Performance indicators

Attenuation performance



Rated current [A]



Technical Specifications

Maximum continuous operating voltage	1'500 VDC
Rated currents	250 to 2300 A @ 50°C
Overload capability	4x rated current at switch on, max. 8 sec 1.5x rated current for 1 minute, once per hour -40°C
Operating frequency	DC
High potential test voltage	P -> E 6'800 VDC for 2 sec P -> P 3'850 VDC for 2 sec
Temperature range (operation and storage)	to +100°C
Climatic category	40/100/21 acc. to IEC 60068-1
Protection category	IP 00
Flammability corresponding to	UL 94V-0
Design corresponding to	UL 1283, CSA 22.2 No. 8 1986, IEC/EN 60939, EN 60721-3, EN 62109
MTBF (Mil-HB-217F)	>200,000 h @ 50°C/480 V
Terminals/Housing	Ni plated cu bars/Metal

Approvals & Compliances



The FN2211HV/FN2210HV series are the most compact high current DC filters for PV inverters in the industry and therefore are an optimum fit with most modern PV inverters. In addition the filters can be customized in a very flexible way to fulfil specific application requirements.

All FN2211HV/FN2210HV come in unsymmetrical housings, which help to prevent inverse installation and wrong electrical connection. Along with grid-side installed Schaffner AC EMC/RFI filters FN3311HV/FN3310HV, the DC filters FN2211HV/FN2210HV are key to meet the stringent international standards for electromagnetic compatibility and help to ensure a reliable and fault-free operation of the entire PV system.

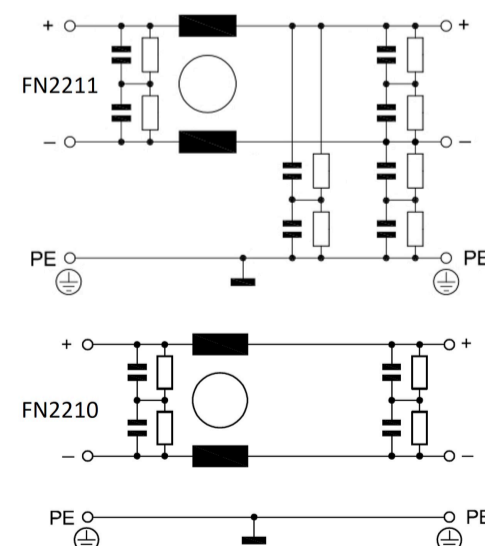
Features and Benefits

Installed between the PV inverter and the solar panel, the FN2211HV and FN2210HV DC filters are used to influence positively the conducted emissions on the panel side of the system. Therefore the DC filters significantly reduce the potential for highfrequency (HF) interference radiation of the panel. The filter also helps to prevent premature panel aging because of HF stray and leakage currents.

Typical Applications

The FN2211HV/FN2210HV series are primarily designed for PV inverter applications between 250 and 2'300 A. However, they can potentially also be applied in other DC applications within published specifications, like UPS, DC motor drives, energy/battery storage systems, or DC charger installations.

Typical electrical schematic



Filter Selection Table

Filters *	Rated current @ 50°C [A]	Power loss @ 25°C/DC [W]	Weight [kg]
FN221HV with Cy caps			
FN221HV-250-99-C27-R99	250	9	3.3
FN221HV-400-99-C27-R99	400	14	4.2
FN221HV-600-99-C27-R99	600	15	4.8
FN221HV-1000-99-C27-R99	1000	31	7.1
FN221HV-1500-99-C27-R99	1500	41	12.4
FN221HV-2300-99-C27-R99	2300	64	18.3
FN2210HV without Cy caps			
FN2210HV-250-99-R9	250	9	2.4
FN2210HV-400-99-R9	400	14	3.3
FN2210HV-600-99-R9	600	15	4.0
FN2210HV-1000-99-R9	1000	31	6.4
FN2210HV-1500-99-R9	1500	41	11.2
FN2210HV-2300-99-R9	2300	64	17.6

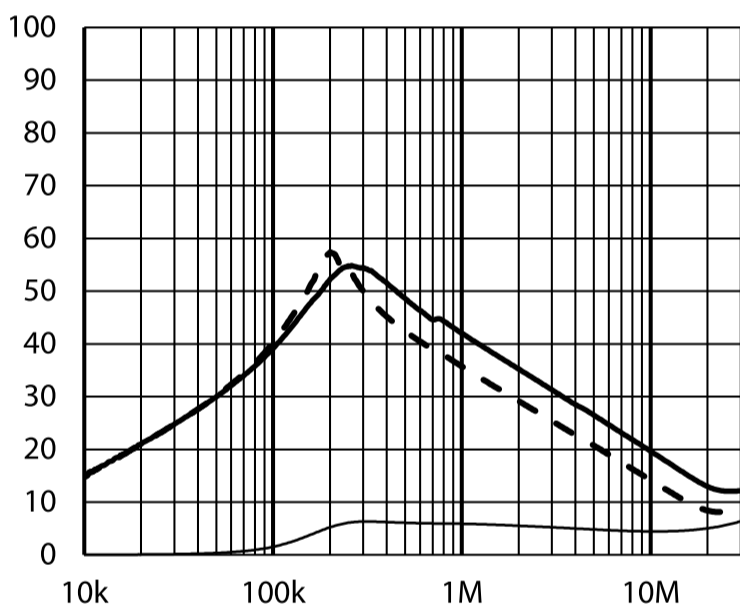
* Filters with reduced Cy capacitance to ground for high asymmetrical currents and higher voltages available upon request.

Typical Filter Attenuation FN221xHV-xxx-99-C27-Rxx

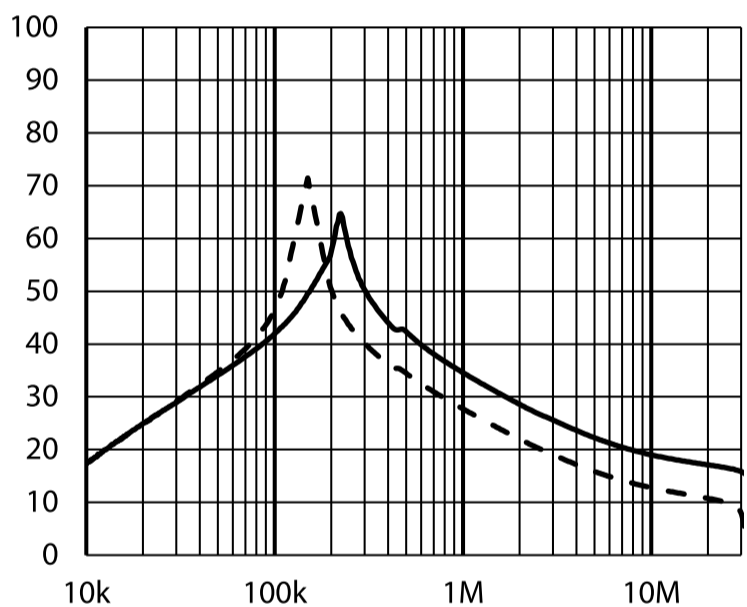
Per CISPR 17: symmetrical 50 Ω/50 Ω -> Differential Mode (DM); asymmetrical 50 Ω/50 Ω -> Common Mode (CM)

50 / 50 Ω asym

50 / 50 Ω sym



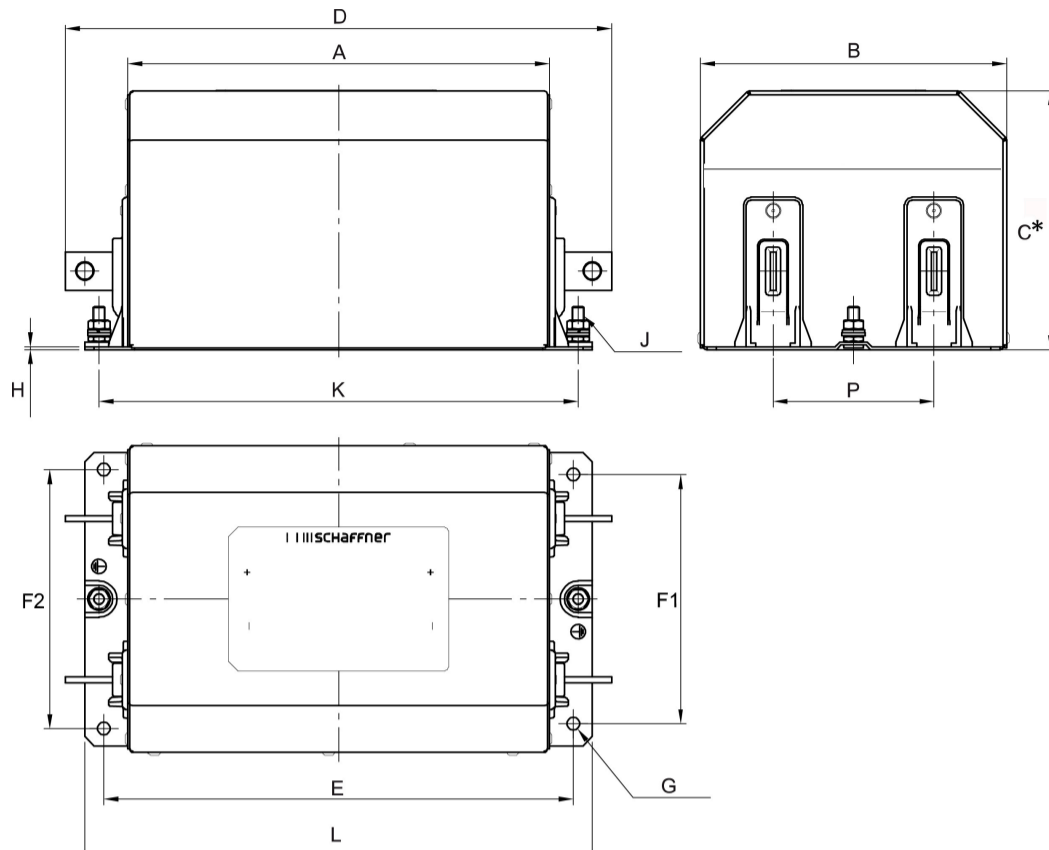
— FN 2211 HV (250 - 1000A)
 - - FN 2211 HV (1500 - 2300A)
 — FN 2210 HV



— FN 221X HV (250 - 1000A)
 - - FN 221X HV (1500 - 2300A)

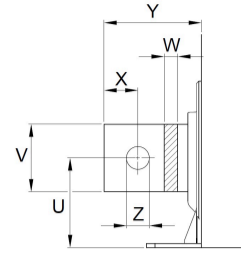
Mechanical Data

250 to 2'300 A types

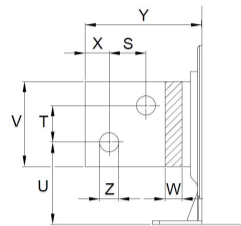


Busbar Connections

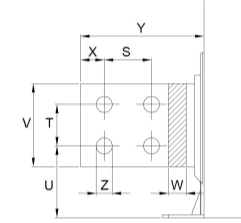
250 to 1'000 A types



1'500 A types



2'300 A types



Note: all FN2211 and FN2210 provide unsymmetrical mounting hole patterns to prevent inverse filter installation in the field.

Dimensions

	FN2211HV 250 A	FN2210HV* 250 A	FN2211HV 400 A	FN2210HV* 400 A	FN2211HV 600 A	FN2210HV* 600 A	FN2211HV 1'000 A	FN2210HV* 1'000 A	FN2211HV 1'500 A	FN2210HV* 1'500 A	FN2211HV 2'300 A	FN2210HV* 2'300 A
A	220	205	235	215	240	225	265	265	275	275	305	305
B	160	145	175	160	175	170	180	180	215	215	230	230
C*	140	105	150	110	150	110	165	110	200	150	210	165
D	285	270	310	290	315	300	380	380	440	440	495	495
E	245	227	260	240	265	250	300	300	315	315	345	345
F1	130	120	140	125	140	135	140	140	175	175	180	180
F2	135	125	145	130	145	140	145	145	180	180	185	185
G	Ø 7	Ø 7	Ø 9	Ø 9	Ø 9	Ø 9	Ø 11	Ø 11	Ø 11	Ø 11	Ø 11	Ø 11
H	1.5	1.5	2	2	2	2	2.5	2.5	2.5	2.5	2.5	2.5
J	M6	M6	M8	M8	M8	M8	M8	M8	M10	M10	M10	M10
K	250 (+/- 1)	230 (+/- 1)	265 (+/- 1)	245 (+/- 1)	270 (+/- 1)	255 (+/- 1)	310 (+/- 1)	310 (+/- 1)	321 (+/- 1)	321 (+/- 1)	351 (+/- 1)	351 (+/- 1)
L	265	245	285	265	290	275	330	330	345	345	375	375
P	84 (+/- 0.5)	74 (+/- 0.5)	86 (+/- 0.5)	71 (+/- 0.5)	84 (+/- 0.5)	79 (+/- 0.5)	86 (+/- 0.5)	86 (+/- 0.5)	86 (+/- 0.5)	86 (+/- 0.5)	93 (+/- 0.5)	93 (+/- 0.5)
S									26	26	40	40
T									26	26	35	35
U	41	41	46	46	49.5	49.5	53	53	58	58	60.5	60.5
V	20	20	25	25	25	25	40	40	60	60	70	70
W	3	3	4	4	8	8	8	8	10	10	15	15
X	10	10	12.5	12.5	12.5	12.5	20	20	17	17	20	20
Y	32.5	32.5	37.5	37.5	37.5	37.5	57.5	57.5	82.5	82.5	82.5	95
Z	Ø 9	Ø 9	Ø 11	Ø 11	Ø 11	Ø 11	Ø 13.5	Ø 13.5	Ø 13.5	Ø 13.5	Ø 13.5	Ø 13.5

* Filters with flat top (Dimension C)

All dimensions in mm; 1 inch=25.4mm

Tolerances according: ISO 2768-m / EN 22768-m, if not stated otherwise

Please see the brochure "Basics in EMC and Power Quality" on our website www.schaffner.com/downloads to find more details on filter connectors.

Headquarters, Global Innovation and Development

Switzerland

Schaffner Group

Industrie Nord
Nordstrasse 5
4542
Luterbach
+41 32 681 66 26
info@schaffner.com

Sales and Application Centers

Finland

Schaffner Oy

Lohjanharjuntie 1109
08500
Lohja
+ 358 50 468 72 84
finlandsales@schaffner.com

France

Schaffner EMC S.A.S.

16-20 Rue Louis Rameau
95875
Bezons
+33 1 34 34 30 60
francesales@schaffner.com

Germany

Schaffner Deutschland GmbH

Ohiostr. 8
76149
Karlsruhe
+49 721 56910
germanysales@schaffner.com

Italy

Schaffner EMC S.r.l.

Via Ticino, 30
20900
Monza (MB)
+39 335 120 44 32
italysales@schaffner.com

Japan

Schaffner EMC K.K.

ISM Sangenjaya 7F
1-32-12 Kamiyama Setagaya-ku
154-0011
Tokyo
+81 3 5712 3650
japansales@schaffner.com

Singapore

Schaffner EMC Pte Ltd.

Blk 3015A Ubi Road 1 #05-09 Kampong Ubi
Industrial Estate
408705
Singapore
+65 63773283
singaporesales@schaffner.com

Sweden

Schaffner EMC AB

Östermalmströgrg 1
114 42
Stockholm
+46 8 5050 2425
swedensales@schaffner.com

Switzerland

Schaffner EMV AG

Industrie Nord
Nordstrasse 5
4542
Luterbach
+41 32 681 66 26
switzerlandsales@schaffner.com

India

Schaffner India Pvt. Ltd

Regus World Trade Centre
WTC 22nd Floor Unit No 2238 Brigade
Gateway Campus 26/1 Dr. Rajkumar Road
Malleshwaram (W)
560055
Bangalore
+91 8067935355
indiasales@schaffner.com

United Kingdom

Schaffner Ltd.

Suite 1 Oakmede Place
Terrace Road
RG42 4JF
Binfield
+44 118 9770070
schaffner.uksales@te.com

United States

Schaffner EMC Inc.

52 Mayfield Avenue
Edison, New Jersey
+1 732 225 9533
usasales@schaffner.com

To find your local partner within Schaffner's global network schaffner.com

© 2025 Schaffner Group

The content of this document has been carefully checked and understood. However, neither Schaffner nor its subsidiaries assume any liability whatsoever for any errors or inaccuracies of this document and the consequences thereof. Published specifications are subject to change without notice. Product suitability for any area of application must ultimately be determined by the customer. In all cases, products must never be operated outside their published specifications. Schaffner does not guarantee the availability of all published products. This disclaimer shall be governed by substantive Swiss law and resulting disputes shall be settled by the courts at the place of business of Schaffner Holding AG. Latest publications and a complete disclaimer can be downloaded from the Schaffner website. All trademarks recognized.