



# FN2520-20-07-C1111

SAP Code: 821822



- Chassis mount
- 20 A EMC filter with wire leads
- 1 Phase

[Buy article now](#)


## Family Technical Specifications

<b>Operating frequency</b>	DC to 60 Hz
<b>Climatic category</b>	FN2500: 40/100/21 acc. IEC60068-1
<b>Pollution degree</b>	2 acc. IEC 60664-1
<b>Vibration and shock</b>	3M12 acc. IEC 60721-3-3
<b>Overvoltage category</b>	II acc. IEC 60664-1
<b>Temperature range (operation and storage)</b>	FN2500: -40°C to +100°C (with derating >50°C) FN2520: -40°C to +85°C (with derating >50°C)
<b>Overload capability</b>	1.5 x rated current for 1 minute once per hour
<b>Cooling</b>	Natural cooling AN
<b>Flammability corresponding to</b>	Plastic material: UL 94 V0 Laces for -07 version: UL 94 VW1
<b>Surge withstand</b>	2 kV Ph-Ph / 4 kV Ph-PE (Level 4)
<b>High potential test voltage</b>	P(DC+) → N(DC-) 1500 VDC for 2 sec* P(DC+)/N(DC-) → PE 2500 VDC for 2 sec*
<b>Rated operating voltage</b>	277 VAC / 400 VDC (CQC: 250 VAC / 250 VDC)
<b>Altitude</b>	Derating above 2000 m
<b>Certified to</b>	UL/IEC 60939-3, CSA 22.2 No. 8-13, GB/T 15287
<b>MTBF</b>	> 300,000 h
<b>Rated currents</b>	20
<b>Protection category</b>	IP00 / IP20 for -103 terminals

## Approvals & Compliances



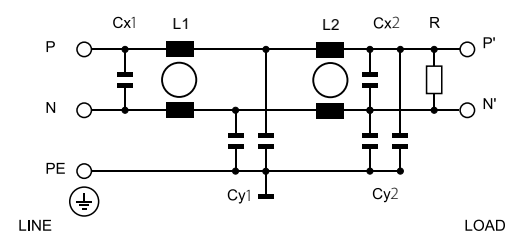
## Features and Benefits

- FN2520 series fits perfectly within 1HU height for rack mount applications
- The filters are built to perform perfectly in datacenter and audio video equipment
- The shape allows convenient and space-saving installation
- Fulfills the requirements in IEC/EN 62040-1 - Uninterruptible power systems (UPS)
- Fulfills the requirements in IEC 62368-1 - Audio/Video, Information and Communication Technology Equipment
- Fulfills the requirements in IEC/EN 60335-1 - Household and similar appliances

## Typical Applications

- Datacenter (at 400 VDC)
- Building technology with DC power distribution
- Robotics, collaborative robots, autonomous machines
- Audio and video equipment
- UPS - Uninterruptible power supplies

## Typical electrical schematic



## General Specification

Voltage AC	277 (Volt)
Nominal Frequency	50
Rated Current @ambient	20
Ambient temperature [°C]	50

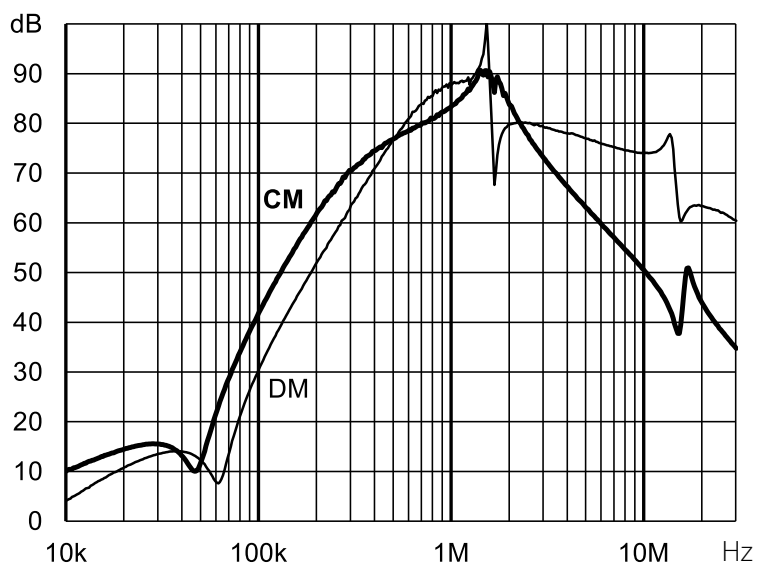
## Electric Specification

Leakage current (IEC60939) [mA]	0.82
Input terminal	07 - wire
Output terminal	07 - wire
Resistance	680 (Kiloohm)

## Attenuation Specification

CM attenuation @ 150kHz [dB]	54 (Decibels)
DM attenuation @ 150kHz [dB]	34 (Decibels)
Inductance L1 [μH]	2.4 (Millihenry)
Inductance L2 [μH]	2.4 (Millihenry)
Capacitance Cx1 [μF]	1 (Microfarad)
Capacitance Cx2 [μF]	0.47 (Microfarad)
Capacitance Cy1 [nF]	4.7 (Nanofarad)
Capacitance Cy2 [nF]	4.7 (Nanofarad)

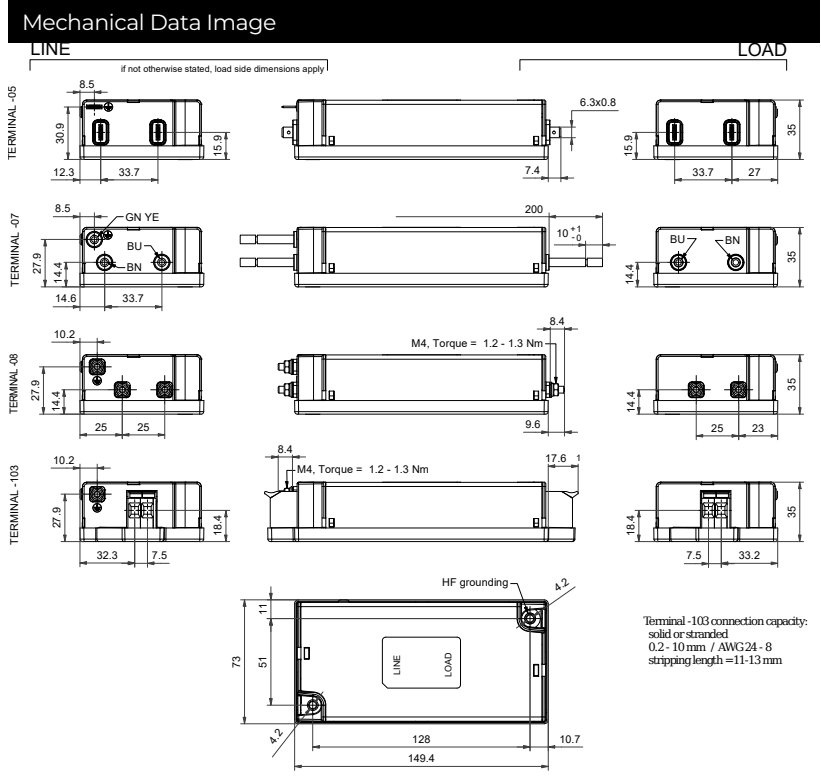
Attenuation graph



## Mechanic Specification

Length [mm]	149.4
Width [mm]	73
Height [mm]	35
Volume [cm <sup>3</sup> ]	382 (Cubic Centimeter)
NetWeight [g]	505 (Gram)
Power Loss [W]	9 (Watt)

## Schaffner schemes



## Dimensions