


FN2060A-30-08

SAP Code: 800900



- Chassis mount
- 30 A EMC filter with screw terminals
- General
- 1 Phase

[Buy article now](#)


Family Technical Specifications

Rated voltage*	250 VAC, 50/60 Hz 250 VDC
Operating frequency	DC to 400 Hz
Rated currents	30
High potential test voltage	P → PE 2000 VAC for 2 sec P → PE 2500 VAC for 2 sec (B types) P → N 1100 VDC for 2 sec
Temperature range (operation and storage)	-25°C to +100°C (25/100/21)**
Certified to	UL 1283, CSA 22.2 No. 8 1986, IEC/EN 60939 (applies to AC and DC applications)
Flammability corresponding to	Laces for -07 version: UL 94 VW-1 Terminal plastic for -06/-08 version: UL 94 V-0 Grommet for -07 version: UL 94 V-0
Design corresponding to	UL 1283, CSA 22.2 No. 8 1986, IEC/EN 60939
Overvoltage category	II acc. IEC 60664-1
Pollution degree	2 acc. IEC 60664-1
Altitude	2000m (above derating applies)**

* maximum RMS operating voltage at rated frequency or the maximum DC operating voltage ** for dedicated requests exceeding this specification (e.g. -40 °C or higher altitude) please contact your local Schaffner Sales office

Approvals & Compliances



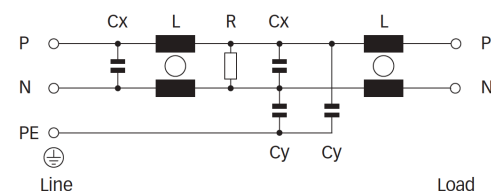
Features and Benefits

- FN 2060 two-stage filters are designed for easy and fast chassis mounting
- FN 2060 B versions without capacitors to earth comply to 1MOP for ME (medical equipment) acc. IEC 60601-1
- FN 2060 A version with low capacitance to earth for safety critical applications with necessity for low leakage currents
- All filters provide a high conducted attenuation performance, based on chokes with high saturation resistance and excellent thermal behavior
- FN 2060 two-stage filters are designed for noisy applications requiring good differential and common-mode attenuation
- FN 2060 filters are also available as single-stage filters (FN 2010 series)
- Various terminal options allow you to select the desired connection style

Typical Applications

- Electrical and electronic equipment
- Consumer goods
- Household equipment
- Building automation
- Industrial applications
- Machinery
- Medical equipment
- Electronic data processing equipment
- Office automation and datacom equipment
- Various noisy applications requiring good filter performance

Typical electrical schematic



General Specification

Voltage AC	250 (Volt)
Nominal Frequency	50
Rated Current @ambient	30
Ambient temperature [°C]	40

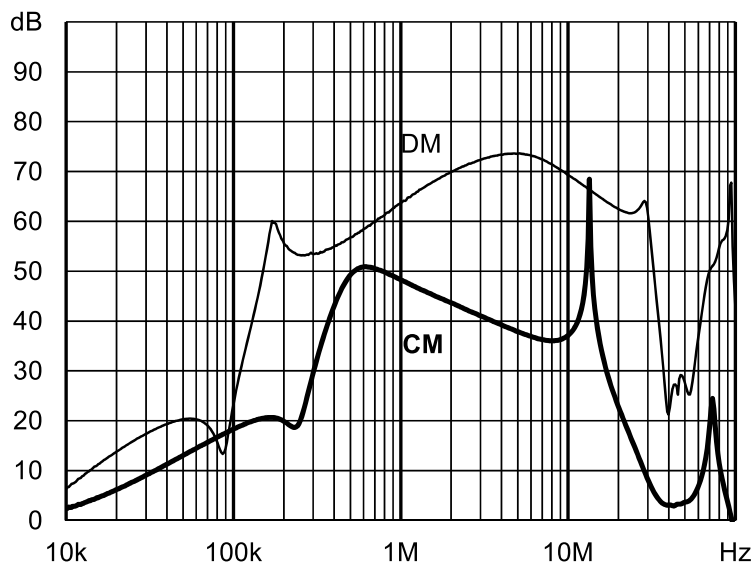
Electric Specification

Leakage current (IEC60939) [mA]	0.07
Leakage current (Schaffner) [mA]	0.14
Input terminal	08 - M4 screw terminal
Output terminal	08 - M4 screw terminal
Resistance	220 (Kilohm)

Attenuation Specification

DM attenuation @ 150kHz [dB]	31 (Decibels)
Inductance L1 [μH]	0.6 (Millihenry)
Capacitance Cx1 [μF]	1 (Microfarad)
Capacitance Cy1 [nF]	0.47 (Nanofarad)

Attenuation graph

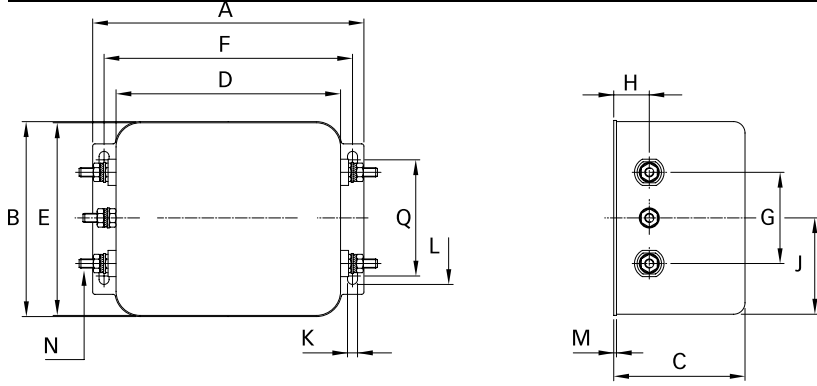


Mechanic Specification

Length [mm]	98.5
Width [mm]	84.5
Height [mm]	57.6
Volume [cm ³]	479 (Cubic Centimeter)
NetWeight [g]	860 (Gram)
Power Loss [W]	9.1 (Watt)

Schaffner schemes

Mechanical Data Image



Dimensions

A [mm]	119
B [mm]	85.5
C [mm]	57.6
D [mm]	98.5
E [mm]	84.5
F [mm]	109
G [mm]	40
H [mm]	15.6
J [mm]	42.25
K [mm]	4.4
L [mm]	7.4
M [mm]	1.2
N [mm]	M4