


# FN2060A-10-06

SAP Code: 821600



- Chassis mount
- 10 A EMC filter with fast-ons
- General
- 1 Phase

[Buy article now](#)



## Family Technical Specifications

<b>Rated voltage*</b>	250 VAC, 50/60 Hz 250 VDC
<b>Operating frequency</b>	DC to 400 Hz
<b>Rated currents</b>	10
<b>High potential test voltage</b>	P → PE 2000 VAC for 2 sec P → PE 2500 VAC for 2 sec (B types) P → N 1100 VDC for 2 sec
<b>Temperature range (operation and storage)</b>	-25°C to +100°C (25/100/21)**
<b>Certified to</b>	UL 1283, CSA 22.2 No. 8 1986, IEC/EN 60939 (applies to AC and DC applications)
<b>Flammability corresponding to</b>	Laces for -07 version: UL 94 VW-1 Terminal plastic for -06/-08 version: UL 94 V-0 Grommet for -07 version: UL 94 V-0
<b>Design corresponding to</b>	UL 1283, CSA 22.2 No. 8 1986, IEC/EN 60939
<b>Overtoltage category</b>	II acc. IEC 60664-1
<b>Pollution degree</b>	2 acc. IEC 60664-1
<b>Altitude</b>	2000m (above derating applies)**

\* maximum RMS operating voltage at rated frequency or the maximum DC operating voltage \*\* for dedicated requests exceeding this specification (e.g. -40 °C or higher altitude) please contact your local Schaffner Sales office

## Approvals & Compliances



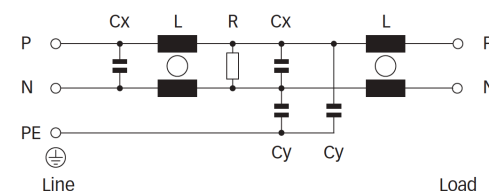
## Features and Benefits

- FN 2060 two-stage filters are designed for easy and fast chassis mounting
- FN 2060 B versions without capacitors to earth comply to 1MOP for ME (medical equipment) acc. IEC 60601-1
- FN 2060 A version with low capacitance to earth for safety critical applications with necessity for low leakage currents
- All filters provide a high conducted attenuation performance, based on chokes with high saturation resistance and excellent thermal behavior
- FN 2060 two-stage filters are designed for noisy applications requiring good differential and common-mode attenuation
- FN 2060 filters are also available as single-stage filters (FN 2010 series)
- Various terminal options allow you to select the desired connection style

## Typical Applications

- Electrical and electronic equipment
- Consumer goods
- Household equipment
- Building automation
- Industrial applications
- Machinery
- Medical equipment
- Electronic data processing equipment
- Office automation and datacom equipment
- Various noisy applications requiring good filter performance

## Typical electrical schematic



## General Specification

Voltage AC	250 (Volt)
Nominal Frequency	50
Rated Current @ambient	10
Ambient temperature [°C]	40

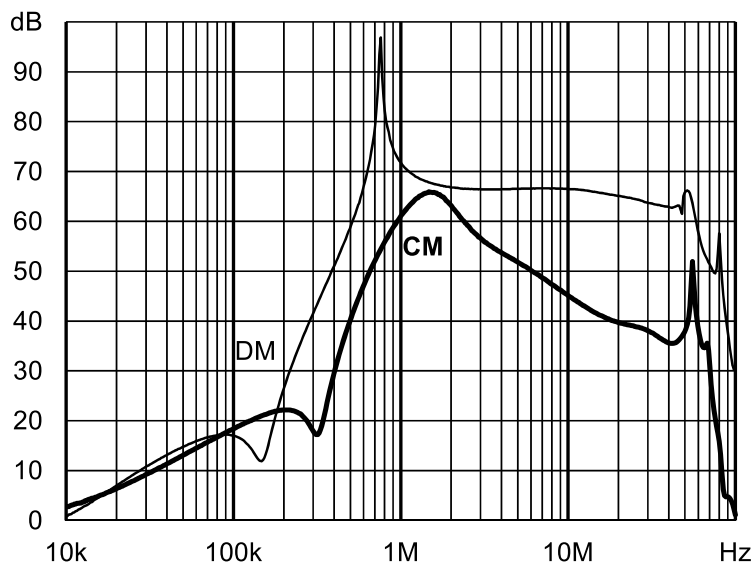
## Electric Specification

Leakage current (IEC60939) [mA]	0.07
Leakage current (Schaffner) [mA]	0.14
Input terminal	06 - faston 6.3x0.8/sold lug
Output terminal	06 - faston 6.3x0.8/sold lug
Resistance	470 (Kiloohm)

## Attenuation Specification

Inductance L1 [μH]	0.8 (Millihenry)
Capacitance Cx1 [μF]	0.47 (Microfarad)
Capacitance Cy1 [nF]	0.47 (Nanofarad)

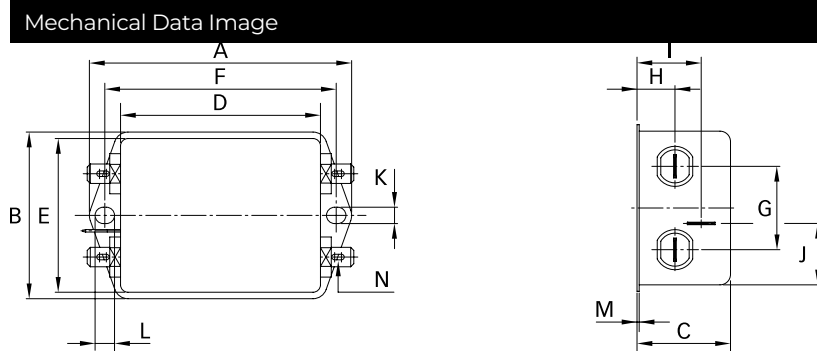
Attenuation graph



## Mechanic Specification

Length [mm]	64.8
Width [mm]	49.8
Height [mm]	30.3
Volume [cm <sup>3</sup> ]	98 (Cubic Centimeter)
NetWeight [g]	175 (Gram)
Power Loss [W]	4.3 (Watt)

## Schaffner schemes



## Dimensions

A [mm]	85
B [mm]	54
C [mm]	30.3
D [mm]	64.8
E [mm]	49.8
F [mm]	75
G [mm]	27
H [mm]	12.3
I [mm]	20.8
J [mm]	19.9
K [mm]	5.3
L [mm]	6.3
M [mm]	0.7
N [mm]	6.3 x 0.8
O [mm]	8.3
P [mm]	14.9