

# FN2010B-3-07

SAP Code: 801328



- Chassis mount
- 3 A EMC filter with wire leads
- General
- 1 Phase

Buy article now



## Family Technical Specifications

<b>Rated voltage*</b>	250 VAC, 50/60 Hz 250 VDC
<b>Operating frequency</b>	DC to 400 Hz
<b>Flammability corresponding to</b>	Laces for -07 version: UL 94 VW-1 Terminal plastic for -06/-08 version: UL 94 V-0 Grommet for -07 version: UL 94 V-0
<b>Overvoltage category</b>	II acc. IEC 60664-1
<b>Pollution degree</b>	2 acc. IEC 60664-1
<b>Altitude</b>	2000m (above derating applies)**
<b>Rated currents</b>	3
<b>High potential test voltage</b>	P → N 1100 VDC for 2 sec P → PE 2000 VAC for 2 sec (equiv. cap <88 nF) P → PE 2550 VDC for 2 sec (equiv. cap >88 nF) P → PE 2500 VAC for 2 sec (B types)
<b>Temperature range (operation and storage)</b>	-25 °C to +100 °C (25/100/21)**
<b>Certified to</b>	UL 1283, CSA 22.2 No. 8 1986, IEC/EN 60939 (applies to AC and DC applications)

\* maximum RMS operating voltage at rated frequency or the maximum DC operating voltage \*\* for dedicated requests exceeding this specification (e.g. -40 °C or higher altitude) please contact your local Schaffner sales office

## Approvals & Compliances



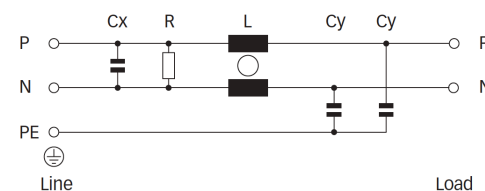
## Features and Benefits

- FN 2010 filters are designed for easy and fast chassis mounting
- FN 2010 B versions without capacitors to earth comply to 1MOP for ME (medical equipment) acc. IEC 60601-1
- FN 2010 A versions with low capacitance to earth for safety critical applications with necessity for low leakage currents
- FN 2010 filters are also available as enhanced performance and DC optimized versions. With higher attenuation in very compact housing (M, N1,N types)
- All filters provide a general purpose conducted attenuation performance, based on chokes with high saturation resistance and excellent thermal behavior
- FN 2010 filters can be used to cover a broad range of usage and they offer a good size/ampereage ratio
- Various terminal options allow you to select the desired connection style

## Typical Applications

- Electrical and electronic equipment
- Consumer goods
- Household equipment
- Medical equipment
- Office automation equipment
- Datacom equipment

## Typical electrical schematic



## General Specification

Voltage AC	250 (Volt)
Nominal Frequency	50
Rated Current @ambient	3
Ambient temperature [°C]	40

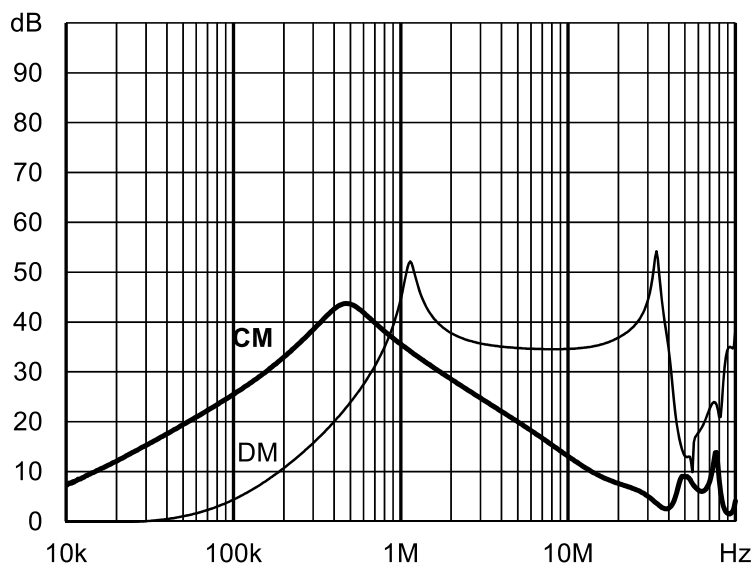
## Electric Specification

Input terminal	07 - wire
Output terminal	07 - wire
Resistance	1000 (Kilohm)

## Attenuation Specification

CM attenuation @ 150kHz [dB]	7 (Decibels)
DM attenuation @ 150kHz [dB]	8 (Decibels)
Inductance L1 [μH]	2.5 (Millihenry)
Capacitance Cx1 [μF]	0.1 (Microfarad)

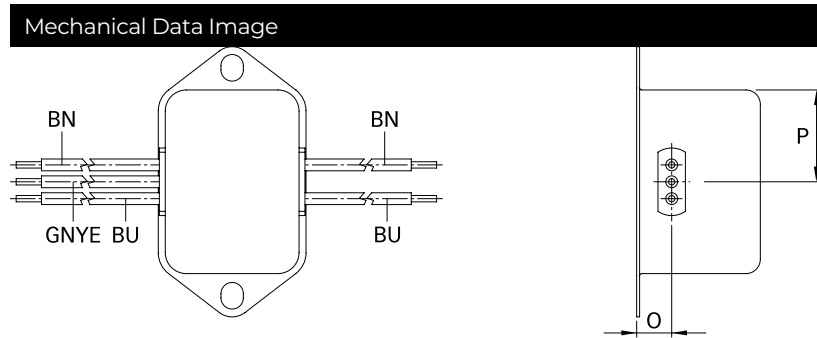
Attenuation graph



## Mechanic Specification

Length [mm]	43.5
Width [mm]	32.5
Height [mm]	24.3
Volume [cm <sup>3</sup> ]	34 (Cubic Centimeter)
NetWeight [g]	65 (Gram)

## Schaffner schemes



## Dimensions

A [mm]	64
B [mm]	35
C [mm]	24.3
D [mm]	43.5
E [mm]	32.5
F [mm]	54
G [mm]	21
H [mm]	9.3
I [mm]	15.3
J [mm]	21.8
K [mm]	5.3
L [mm]	6.3
M [mm]	0.7
N [mm]	6.3 x 0.8
O [mm]	8.3
P [mm]	21.8