


ED101-0.2-40M

SAP Code: 822323

- PCB Common Mode Choke
- 0.2 A PCB Common Mode Choke with 40 mH Inductance
- General

[Buy article now](#)


Family Technical Specifications

MTBF	> 13,000,000 hours acc. MIL-HDBK-217
Vibration and shock	3M4 acc. IEC 60721-3-3
Maximum continuous operating voltage	300 VAC, 50/60 Hz
Altitude	Derating above 2,000 m
Climatic class	40/125/56 acc. IEC 60068-1
Creepage and clearance distances	Creepage > 3 mm / Clearance > 2.5 mm between windings
Overvoltage category	II acc. IEC 60664-1
Design corresponding to	IEC 60938-1/-2
Protection category	IP 00
Pollution degree	PD2 acc. IEC 60664-1
Rated currents	0.2
Inductance reduction (DC bias with IN)	Less than 10% at rated current
Cooling	AN - natural convection
Rated inductance	3 to 40 mH common-mode
Stray inductance	0.1 - 3.1 mH
Flammability corresponding to	UL 94 V-0
Operating frequency	DC to 60 Hz
Temperature range (operation and storage)	-40°C to 125°C

Approvals & Compliances

RoHS

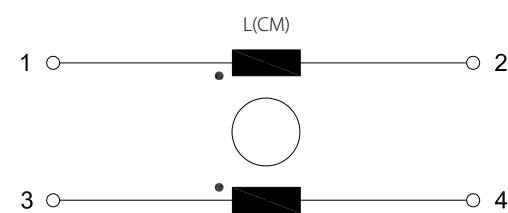
Features and Benefits

- Increases power factor
- Combination of common- and differential-mode inductances
- Rated currents up to 2 A
- Compact and light-weight
- Small PCB footprint

Typical Applications

- Mains operated LED drivers
- Electronic ballasts
- Input filters for switch mode power supplies

Typical electrical schematic



General Specification

Voltage AC	300 (Volt)
Nominal Frequency	50
Rated Current @ambient	0.2
Ambient temperature [°C]	65

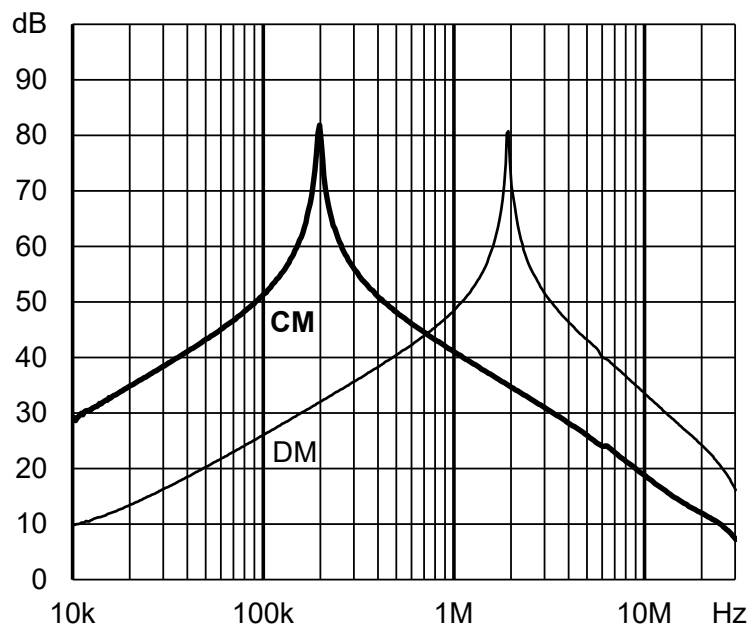
Electric Specification

Input terminal	02 - PCB Pin
----------------	--------------

Attenuation Specification

Inductance L1	40 (Millihenry)
---------------	-----------------

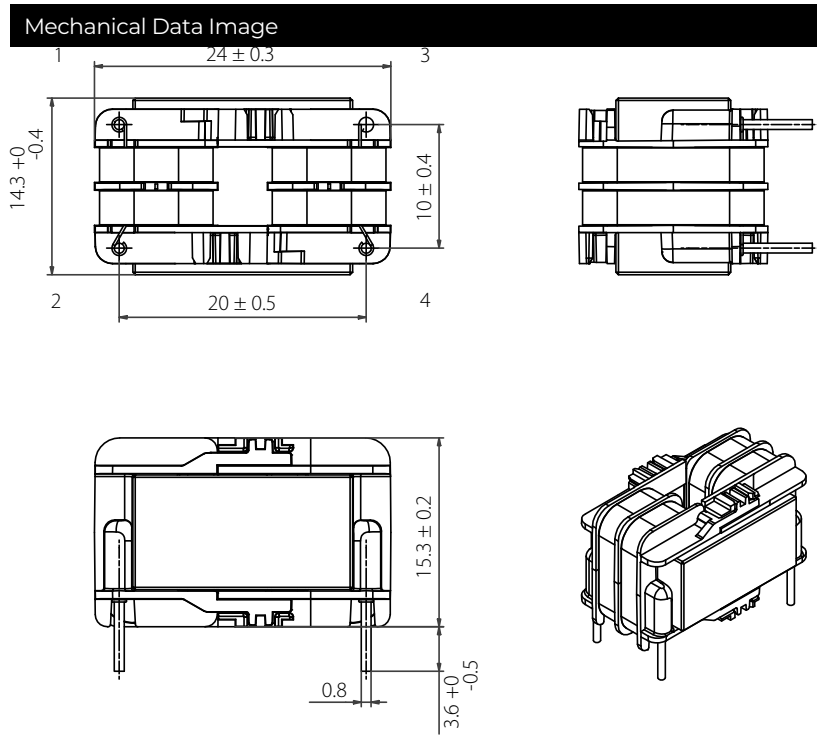
Attenuation graph



Mechanic Specification

Length [mm]	24
Width [mm]	14.3
Height [mm]	15.3
NetWeight [g]	11 (Gram)
ø Pin [mm]	0.8

Schaffner schemes



Dimensions

H [mm]	15.3
L [mm]	24
W [mm]	14.3