

General Purpose EMC/EMI Line Filter

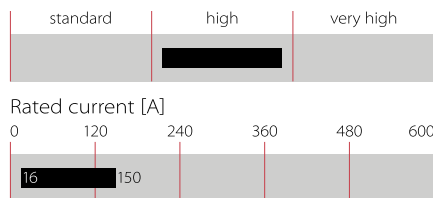


- Three-phase and neutral line filter for general four-wire filtering tasks
- Choice of connection style
- Low operating leakage current
- Compliant with IEC 60950
- Suitable to meet EN 55011/14/22



Performance indicators

Attenuation performance



Technical specifications

Maximum continuous operating voltage	3x 440/250 VAC
Rated currents	16 to 150 A @ 40°C max.
High potential test voltage	P/N -> E 2000 VAC for 2 sec P -> P 1900 VDC for 2 sec P -> N 1100 VDC for 2 sec
Protection category	IP 20 (filters with connectors -29, -33, -34) IP 00 (filters with connectors -06, -24, -28)
Overload capability	4x rated current at switch on, 1.5x rated current for 1 minute, once per hour
Temperature range (operation and storage)	-25°C to +100°C (25/100/21)
Flammability corresponding to	UL 94 V-2 or better
Design corresponding to	UL 1283, CSA 22.2 No. 8 1986, IEC/EN 60939
MTBF @ 40°C/400 V (Mil-HB-217F)	220,000 hours

Approvals & Compliances



(FN 356 up to 100 A)

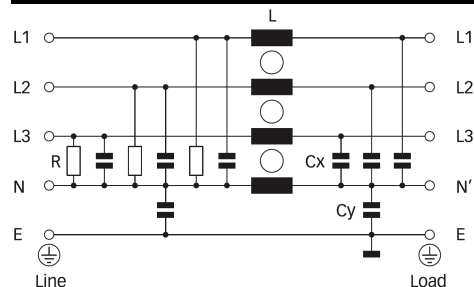
Features and benefits

- FN 356 represents the industry standard filter solutions for EMC compliance on three-phases and the neutral conductor, providing high attenuation of both symmetrical and asymmetrical interference
- Choice of connection style is offered for an application-specific filter selection
- Solid touch-safe terminal blocks (-29, -33, -34 versions) offer a generous contacting cross section and contribute to overall safety (IP 20)
- Used as a mains input filter, FN 356 filters increase the conducted immunity and thus contribute to system reliability
- Design compliance with IEC 60950 provides additional application flexibility

Typical applications

- General purpose four-wire filtering
- Mainframe computer systems
- High power office equipment
- UPS
- Installations comprising automation equipment

Typical electrical schematic



Filter selection table

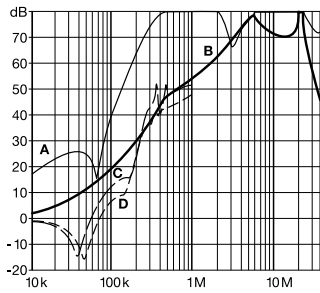
Filter*	Buy	Rated current @ 40°C (25°C) [A]	Leakage current** @ 440 VAC/50 Hz [mA]	Power loss @ 25 °C/ 50Hz [W]	Input/Output connections			Weight [kg]
FN356-16-..		16 (18.4)	0.1	7.0	-06		-29	1.2
FN356-25-..		25 (28.8)	0.1	10.1		-24	-33	1.5
FN356-36-..		36 (41.5)	0.1	10.9		-24	-33	1.6
FN356-50-..		50 (57.7)	0.1	15.8		-24	-33	2.3
FN356-100-..		100 (115.0)	0.3	24.0		-28	-34	5.9
FN356-150-28		150 (172.5)	1.7	45.9		-28		8.1

* To compile a complete part number, please replace the .. with the required I/O connection style.
 ** Standardized calculated leakage current acc. IEC60939 under normal operating conditions.

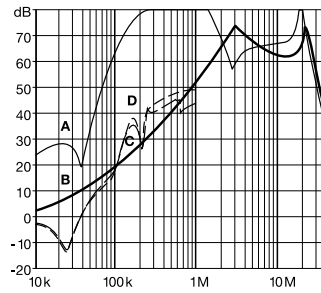
Typical filter attenuation

Per CISPR 17; A=50 Ω/50 Ω sym; B=50 Ω/50 Ω asym; C=0.1 Ω/100 Ω sym; D=100 Ω/0.1 Ω sym

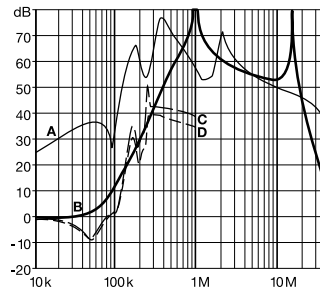
16 A types



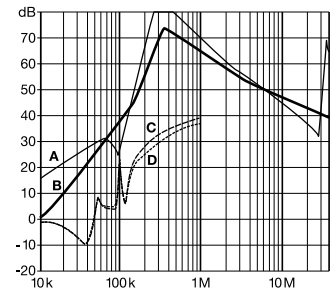
25 to 50 A types



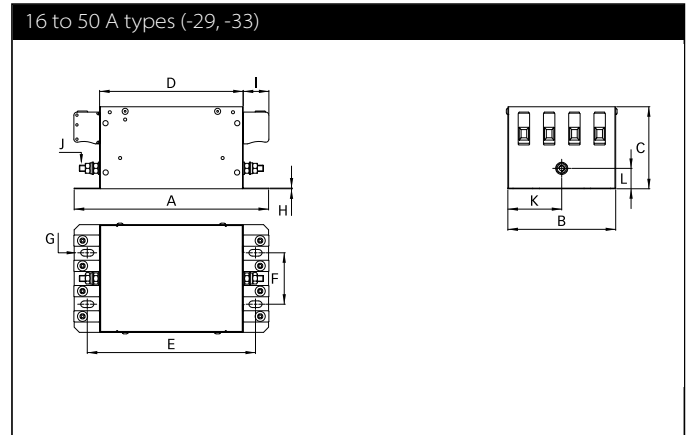
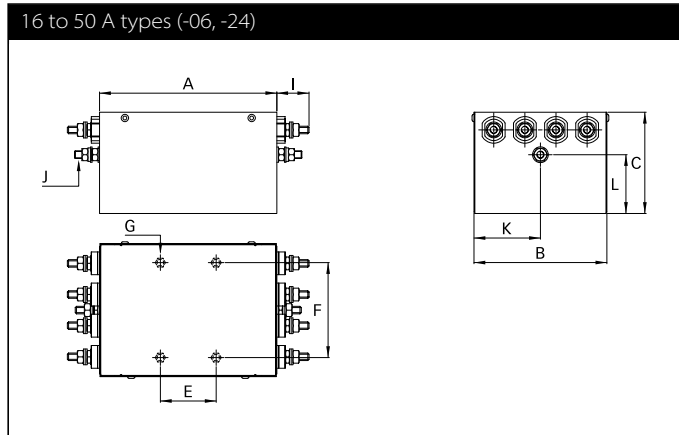
100 A types

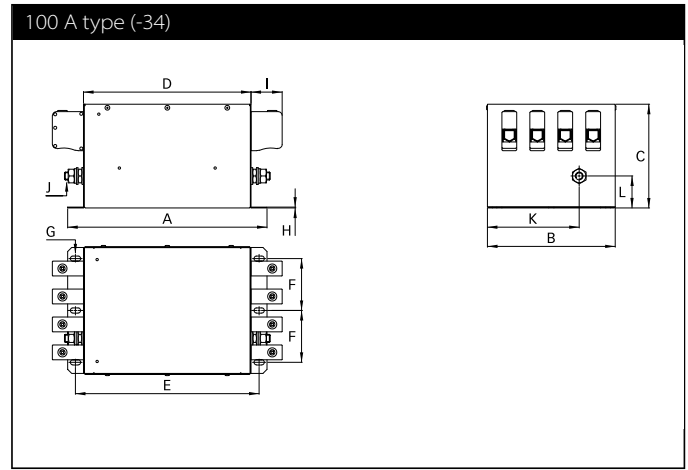
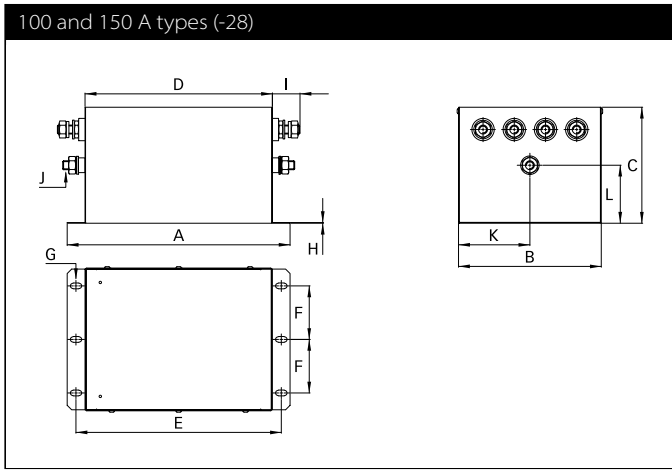


150 A types



Mechanical data





Note: in favour of a better readability, connectors and earth studs are not shown in the horizontal projection.

Dimensions

	16 A (-06)	16 A (-29)	25 A (-24)	25 A (-33)	36 A (-24)	36 A (-33)	50 A (-24)	50 A (-33)	100 A (-28)	100 A (-34)	150 A
A	149	189.5	140	189.5	140	189.5	143.25	192	250	250	340
B*	104	105	105	105	105	105	122	122	160	160	160
C	50	80	80	80	80	80	102	102	130	130	130
D		140		140		140		142.5	210	210	300
E	44 ±0.3	165.5	44 ±0.3	165.5	44 ±0.3	165.5	44 ±0.3	168	230	230	320
F	75 ±0.3	80	75 ±0.3	50	75 ±0.3	50	75 ±0.3	98	60	65	60
G	M5 x 7	13 x 6.5	M5 x 7	13 x 6.5	M5 x 7	13 x 6.5	M5 x 7	13 x 6.5	13 x 6.5	13 x 6.5	13 x 6.5
H		0.7		0.7		0.7		0.7	1	1	1
I	11	10.9	25.4	25	25.4	25	25.4	25	34	39	34
J	6.3 x 0.8	M6	M6	M6	M6	M6	M6	M6	M10	M10	M10
K	52	82	52.5	52.5	52.5	52.5	61	61	80	116	80
L	22.5	25	46.5	20	46.5	20	68.5	35	65	40	65

* Rivets exceed this dimension by max. 1.3mm on each side.
 All dimensions in mm; 1 inch = 25.4 mm
 Tolerances according: ISO 2768-m/EN 22768-m

Filter input/output connector cross sections

	-06 (6.3 x 0.8mm)	-24 (M6)	-28 (M10)	-29	-33	-34
Solid wire	n/a	n/a	n/a	6 mm ²	16 mm ²	35 mm ²
Flex wire	n/a	n/a	n/a	4 mm ²	10 mm ²	25 mm ²
AWG type wire	n/a	n/a	n/a	AWG 10	AWG 6	AWG 2
Recommended torque	n/a	3.5-4.0 Nm	15-17 Nm	0.6-0.8 Nm	1.5-1.8 Nm	4.0-4.5 Nm

Please visit www.schaffner.com to find more details on filter connectors.



Headquarters, global innovation and development

Switzerland

Schaffner Group

Industrie Nord
Nordstrasse 11e
4542 Luterbach
T +41 32 681 66 26
info@schaffner.com



Sales and application centers

China

Schaffner EMC Ltd. Shanghai

T20-3 C, No 565 Chuangye Road,
Pudong district
201201 Shanghai
T +86 21 3813 9500
cschina@schaffner.com
www.schaffner.com.cn

Finland

Schaffner Oy

Sauvonrinne 19 H
08500 Lohja
T +358 50 468 7284
finlandsales@schaffner.com

France

Schaffner EMC S.A.S.

16-20 Rue Louis Rameau
95875 Bezons
T +33 1 34 34 30 60
F +33 1 39 47 02 28
francesales@schaffner.com

Germany

Schaffner Deutschland GmbH

Schoemperlenstrasse 12B
76185 Karlsruhe
T +49 721 56910
germanysales@schaffner.com

India

Schaffner India Pvt. Ltd

REGUS WORLD TRADE CENTRE
WTC, 22nd Floor Unit No 2238, Brigade
Gateway Campus, 26/1, Dr. Rajkumar Road
Malleshwaram (W)
560055 Bangalore
T +91 80 67935355
indiasales@schaffner.com

Italy

Schaffner EMC S.r.l.

Via Ticino, 30
20900 Monza (MB)
T +39 039 21 41 070
italysales@schaffner.com

Japan

Schaffner EMC K.K.

Taiju-Seimei Sangenjaya Bldg.
1-32-12, Kamiyuma, Setagaya-ku
154-0011 Tokyo
T +81 3 5712 3650
F +81 3 5712 3651
japansales@schaffner.com
www.schaffner.jp

Singapore

Schaffner EMC Pte Ltd.

#05-09, Kg Ubi Ind. Estate
408705 Singapore
T +65 6377 3283
F +65 6377 3281
singaporesales@schaffner.com

Spain

Schaffner EMC España

Calle Caléndula 93, Miniparc III, Edificio E
El Soto de Moraleja, Alcobendas
28109 Madrid
T +34 917 912 900
F +34 917 912 901
spainsales@schaffner.com

Sweden

Schaffner EMC AB

Östermalmstorg 1
114 42 Stockholm
T +46 8 5050 2425
swedensales@schaffner.com
www.schaffner.com

Switzerland

Schaffner EMV AG

Industrie Nord
Nordstrasse 11e
4542 Luterbach
T +41 32 681 66 88
T +41 32 681 66 26
switzerlandsales@schaffner.com

Taiwan

Schaffner EMV Ltd.

20 Floor-2, No 97, Section 1, XinTai 5th Road
22175 XiZhi District New Taipei City 22175
T +886 2 2697 5500
F +886 2 2697 5533
taiwansales@schaffner.com
www.schaffner.com.tw

Thailand

Schaffner EMC Co. Ltd.

Northern Region Industrial Estate
67 Moo 4 Tambon Ban Klang
Amphur Muangng P.O. Box 14
51000 Lamphun
T +66 53 58 11 04
F +66 53 58 10 19
thailandsales@schaffner.com

United Kingdom

Schaffner Ltd.

1, Oakmede Place
Binfield
RG42 4JF Berkshire
T +44 118 9770070
F +44 118 9792969
uksales@schaffner.com

USA

Schaffner EMC Inc.

52 Mayfield Avenue
Edison, New Jersey
T +1 732 225 9533
F +1 732 225 4789
usasales@schaffner.com
www.schaffnerusa.com

To find your local partner within Schaffner's global network: www.schaffner.com

© 2021 Schaffner Group

The content of this document has been carefully checked and understood. However, neither Schaffner nor its subsidiaries assume any liability whatsoever for any errors or inaccuracies of this document and the consequences thereof. Published specifications are subject to change without notice. Product suitability for any area of application must ultimately be determined by the customer. In all cases, products must never be operated outside their published specifications. Schaffner does not guarantee the availability of all published products. This disclaimer shall be governed by substantive Swiss law and resulting disputes shall be settled by the courts at the place of business of Schaffner Holding AG. Latest publications and a complete disclaimer can be downloaded from the Schaffner website. All trademarks recognized.