

Compact Line Filter for Industrial Machinery/Equipment



- Compact, space-saving design, optimized for industrial machinery
- Combines high attenuation performance with low leakage current
- Performance according to the machine tool standard EN 50370-1
- Increases also the immunity if operated directly on the mains input

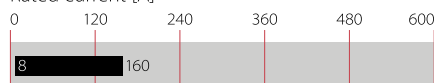


Performance indicators

Attenuation performance



Rated current [A]



Approvals & Compliances



Features and benefits

- An extremely compact and light weight filter design with a „cubic“ shape, requiring minimum mounting space and thus taking the constructional conditions on the mains input of machinery into account
- Simple and time-saving installation with good accessibility for automatic and hand tools
- Solid, touch-safe terminal blocks offering sufficient contacting cross section according to the EN 60204-1 installation standard, which is very common in industrial applications
- As a mains input filter for three phases and neutral line, FN 3256 ensures the compliance with the new product family standard for machine tools in mainly industrial environments EN 50370-1. Further, its use will also increase the conducted immunity of the entire installation significantly
- FN 3256 provides the attenuation performance to meet the requirements of various machine tools with up to 8 driving axes with ~10 m of motor cable each
- For easy selection and application, the filter current ratings are aligned with common fuse values

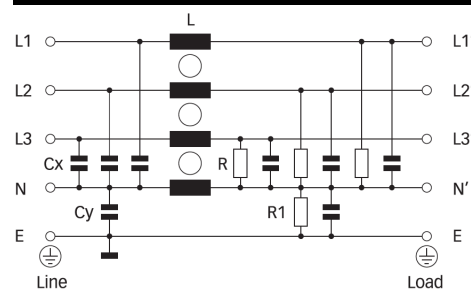
Technical specifications

Maximum continuous operating voltage	3x 520/300 VAC (480 VAC +10% possible)
Operating frequency	DC to 60 Hz
Rated currents	8 to 160 A @ 50°C
High potential test voltage	P/N -> E 2750 VDC for 2 sec P -> P 2250 VDC for 2 sec P -> N 1300 VDC for 2 sec
Protection category	IP 20
Overload capability	4x rated current at switch on, 1.5x rated current for 1 minute, once per hour
Temperature range (operation and storage)	-25°C to +100°C (25/100/21)
Flammability corresponding to	UL 94 V-2 or better
Design corresponding to	UL 1283, CSA 22.2 No. 8 1986, IEC/EN 60939
MTBF @ 50°C/400 V (Mil-HB-217F)	>410,000 hours




Typical applications

Mainly industrial equipment, machinery, machine tools and diverse process auto- mation systems with three-phase and neutral electricity supply. Further, these filters are suitable for power supplies, high-power office equipment and further applications, where efficient interference suppression on three phases and the neutral line is required and where space is critical. Because of the very low leakage current, FN 3256 can even be used for some medical devices.

Typical electrical schematic



Filter selection table

Filter	Buy	Rated current	Leakage current*	Power loss	Resistance**	Resistance**	Input/Output connections	Weight
		@ 50°C (40°C)	@ 520 VAC/50 Hz	@ 25°C/50 Hz	R	R1		
		[A]	[mA]	[W]	[kOhm]	[kOhm]		[kg]
FN3256H-8-29		8 (8.8)	0.6	2.7	1500	680	-29	0.6
FN3256H-16-29		16 (17.5)	0.6	5.0	1500	680	-29	0.7
FN3256H-25-33		25 (27)	0.6	9.8	1500	680	-33	1.1
FN3256H-36-33		36 (39)	0.6	11.3	1500	680	-33	1.2
FN3256H-64-34		64 (70)	0.6	17.2	1500	680	-34	2.3
FN3256H-80-35		80 (88)	0.6	14.5	1500	680	-35	3.5
FN3256H-120-35		120 (131)	0.9	25.0	1500	680	-35	4.7
FN3256H-160-40		160 (175)	1.3	26.9	1500	680	-40	5.7
FN3256H-8-29-R69		8 (8.8)	0.6	2.7	1500	10000	-29	0.6
FN3256H-16-29-R69		16 (17.5)	0.6	5.0	1500	10000	-29	0.7
FN3256H-25-33-R69		25 (27)	0.6	9.8	1500	10000	-33	1.1
FN3256H-36-33-R69		36 (39)	0.6	11.3	1500	10000	-33	1.2
FN3256H-64-34-R69		64 (70)	0.6	17.2	1500	10000	-34	2.3
FN3256H-80-35-R69		80 (88)	0.6	14.5	1500	10000	-35	3.5
FN3256H-120-35-R69		120 (131)	0.9	25.0	1500	10000	-35	4.7
FN3256H-160-40-R69		160 (175)	1.3	26.9	1500	10000	-40	5.7

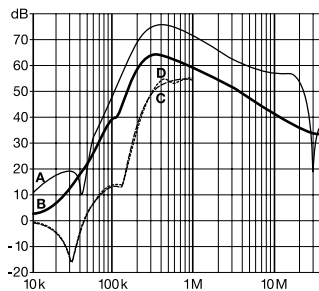
* Standardized calculated leakage current acc. IEC60939 under normal operating conditions.

** Tolerances apply: Inductance: -30/+50%, Capacitance: ±20%, Resistance: ±10%

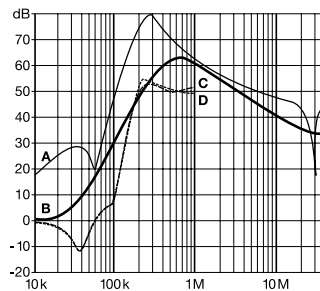
Typical filter attenuation

Per CISPR 17; A=50 Ω/50 Ω sym; B=50 Ω/50 Ω asym; C=0.1 Ω/100 Ω sym; D=100 Ω/0.1 Ω sym

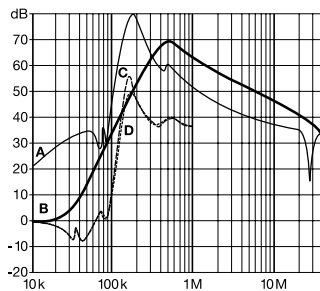
8 to 36 A types



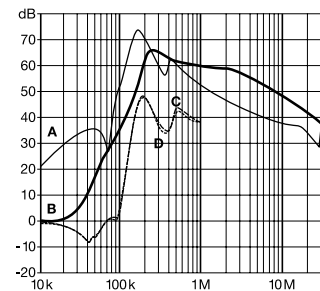
64 and 80 A types



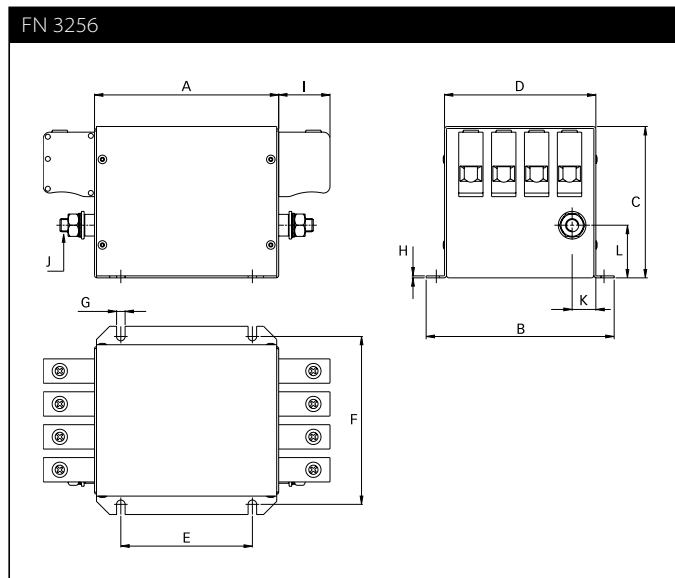
120 A types



160 A types



Mechanical data



Dimensions

	8 A	16 A	25 A	36 A	64 A	80 A	120 A	160 A
A	110	110	130	130	140	170	210	200
B	110	110	118	118	143	163	170	190
C	70	70	85	85	115	125	125	130
D	82	82	90	90	115	135	140	160
E	70	70	90	90	100	120	160	150
F	94.5	94.5	102.5	102.5	127.5	147.5	153.5	173.5
G	6.5	6.5	6.5	6.5	6.5	6.5	6.5	6.5
H	1	1	1	1	1.5	1.5	1.5	1.5
I	10.9	10.9	25	25	39	45	45	51
J	M6	M6	M6	M6	M10	M10	M10	M10
K	12	12	12	12	18	18	17.5	16.5
L	33	33	40	40	40	35	44	55

All dimensions in mm; 1 inch = 25.4 mm
Tolerances according: ISO 2768-m/EN 22768-m

Filter input/output connector cross sections

	-29	-33	-34	-35	-40
Solid wire	6 mm ²	16 mm ²	35 mm ²	50 mm ²	95 mm ²
Flex wire	4 mm ²	10 mm ²	25 mm ²	50 mm ²	95 mm ²
AWG type wire	AWG 10	AWG 6	AWG 2	AWG 1/0	AWG 4/0
Recommended torque	0.6-0.8 Nm	1.5-1.8 Nm	4.0-4.5 Nm	7-8 Nm	17-20 Nm

Please visit www.schaffner.com to find more details on filter connectors.



Headquarters, global innovation and development

Switzerland

Schaffner Group

Industrie Nord
Nordstrasse 11e
4542 Luterbach
T +41 32 681 66 26
info@schaffner.com



Sales and application centers

China

Schaffner EMC Ltd. Shanghai

T20-3 C, No 565 Chuangye Road,
Pudong district
201201 Shanghai
T +86 21 3813 9500
cschina@schaffner.com
www.schaffner.com.cn

Finland

Schaffner Oy

Sauvonrinne 19 H
08500 Lohja
T +358 50 468 7284
finlandsales@schaffner.com

France

Schaffner EMC S.A.S.

16-20 Rue Louis Rameau
95875 Bezons
T +33 1 34 34 30 60
F +33 1 39 47 02 28
francesales@schaffner.com

Germany

Schaffner Deutschland GmbH

Schoemperlenstrasse 12B
76185 Karlsruhe
T +49 721 56910
germanysales@schaffner.com

India

Schaffner India Pvt. Ltd

REGUS WORLD TRADE CENTRE
WTC, 22nd Floor Unit No 2238, Brigade
Gateway Campus, 26/1, Dr. Rajkumar Road
Malleshwaram (W)
560055 Bangalore
T +91 80 67935355
indiasales@schaffner.com

Italy

Schaffner EMC S.r.l.

Via Ticino, 30
20900 Monza (MB)
T +39 039 21 41 070
italysales@schaffner.com

Japan

Schaffner EMC K.K.

Taiju-Seimei Sangenjaya Bldg.
1-32-12, Kamiyuma, Setagaya-ku
154-0011 Tokyo
T +81 3 5712 3650
F +81 3 5712 3651
japansales@schaffner.com
www.schaffner.jp

Singapore

Schaffner EMC Pte Ltd.

#05-09, Kg Ubi Ind. Estate
408705 Singapore
T +65 6377 3283
F +65 6377 3281
singaporesales@schaffner.com

Spain

Schaffner EMC España

Calle Caléndula 93, Miniparc III, Edificio E
El Soto de Moraleja, Alcobendas
28109 Madrid
T +34 917 912 900
F +34 917 912 901
spainsales@schaffner.com

Sweden

Schaffner EMC AB

Östermalmstorg 1
114 42 Stockholm
T +46 8 5050 2425
swedensales@schaffner.com
www.schaffner.com

Switzerland

Schaffner EMV AG

Industrie Nord
Nordstrasse 11e
4542 Luterbach
T +41 32 681 66 88
T +41 32 681 66 26
switzerlandsales@schaffner.com

Taiwan

Schaffner EMV Ltd.

20 Floor-2, No 97, Section 1, XinTai 5th Road
22175 XiZhi District New Taipei City 22175
T +886 2 2697 5500
F +886 2 2697 5533
taiwansales@schaffner.com
www.schaffner.com.tw

Thailand

Schaffner EMC Co. Ltd.

Northern Region Industrial Estate
67 Moo 4 Tambon Ban Klang
Amphur Muangng P.O. Box 14
51000 Lamphun
T +66 53 58 11 04
F +66 53 58 10 19
thailandsales@schaffner.com

United Kingdom

Schaffner Ltd.

1, Oakmede Place
Binfield
RG42 4JF Berkshire
T +44 118 9770070
F +44 118 9792969
uksales@schaffner.com

USA

Schaffner EMC Inc.

52 Mayfield Avenue
Edison, New Jersey
T +1 732 225 9533
F +1 732 225 4789
usasales@schaffner.com
www.schaffnerusa.com

To find your local partner within Schaffner's global network: www.schaffner.com

© 2021 Schaffner Group

The content of this document has been carefully checked and understood. However, neither Schaffner nor its subsidiaries assume any liability whatsoever for any errors or inaccuracies of this document and the consequences thereof. Published specifications are subject to change without notice. Product suitability for any area of application must ultimately be determined by the customer. In all cases, products must never be operated outside their published specifications. Schaffner does not guarantee the availability of all published products. This disclaimer shall be governed by substantive Swiss law and resulting disputes shall be settled by the courts at the place of business of Schaffner Holding AG. Latest publications and a complete disclaimer can be downloaded from the Schaffner website. All trademarks recognized.