


May 2019

RWK3044 & RWK3062




Failure analysis

SCHAFFNER
shaping electrical power



Failure Analysis

1. Intended use

	The mounting of RWK3044/3062 shall be made on a metal plate which has a reliable protective earth (PE) connection.
	Always connect RWK3044/3062 to protective earth (PE) first, and then continue with the wiring of line terminals. When decommissioning the RWK3044/RWK3062 remove the PE connection at the end.
	RWK3044/RWK3062 reactors are designed to be floor-mounted or wall-mounted. The reactors shall in principle be mounted vertically in order to respect a proper heat dissipation flow. To ensure an optimum ventilation and thermal radiation, it is recommended to leave enough space towards surrounding equipment, walls or components in all directions. A minimum free space below and above the filter of >150 mm and >50 mm aside is required

Note

More technical information of RWK3044 and RWK3062 can be found from the datasheets of the products available at www.schaffner.com.

2. Personnel qualification

Installation of the RWK3044/RWK3062, inspections for proper operation and certain troubleshooting measures may only be performed by qualified personnel. All other measures may be performed by people who have read these instructions.

Attention!

Before starting to work on the RWK, ensure that it is disconnected from the grid

1. Tool list (standard kit)

- Camera
- Multimeter (for example Fluke)
- Screwdriver set

Created		Changed		Approved		Doc-ID	Rev	Page
Service Center	23.05.2019			Head of Service	04.06.2019	02-29305	A	2 / 6

2. General condition



Take a picture of the label to get the RWK datas.

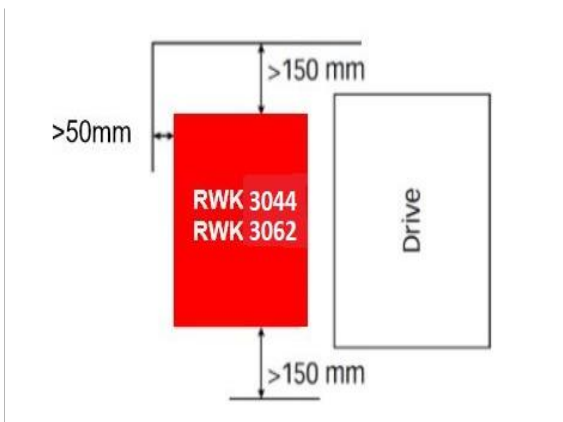
Label



Take a picture of the front includ near surroundings, check the basic condition outside.

Front
 Near surrounding
 Basic condition outside

3. Application & Installation

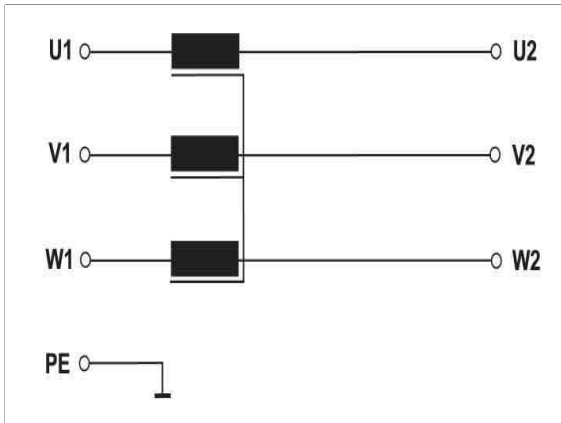


Specify the type & values of the load & external fuses or forward a schematic diagram.

Load: _____

Load Values: _____

Created		Changed		Approved		Doc-ID	Rev	Page
Service Center	23.05.2019			Head of Service	04.06.2019	02-29305	A	3 / 6



Check and indicate how the RWK is connected.

- U1,V1,W1 connected to PHF?
 Yes No


- U2,V2,W2 connected to VSD?
 Yes No



Specify the environmental conditions: Ambient temperature in °C & humidity. Also indicate device temperature during operation

Ambient temperature: _____ °C

Humidity: _____ %RH



Any other Schaffner filters are installed in same application:
 Type & Qty: _____

No:

Any other problems detected on these other filters, same/other problems happen in the past:

Created		Changed		Approved		Doc-ID	Rev	Page
Service Center	23.05.2019			Head of Service	04.06.2019	02-29305	A	4 / 6

4. Measurements



In the case of an existing PQ meter, please perform a short term measurement about 10-15 Min. with logged values

- Voltage
- Current
- THDi
- Power

and provide the file with completed document to Schaffner

Note the name of used measurement equipment:



Perform the DC resistance measurement between L1-L1', L2-L2' and L3-L3'.

Enter the measurement result:

1. _____ Ω

2. _____ Ω

3. _____ Ω



Perform the continuity test with multimeter between PE and and each phase.

In the case of a passage, contact Schaffner Service.

Created		Changed		Approved		Doc-ID	Rev	Page
Service Center	23.05.2019			Head of Service	04.06.2019	02-29305	A	5 / 6

Schaffner International Ltd

Nordstrasse 11
4542 Luterbach
Switzerland
T +41 32 681 66 26
F +41 32 681 66 30
info@schaffner.com
www.schaffner.com

Schaffner Service Centers

APAC

Schaffner EMC Pte. Ltd.
Blk 3015A Ubi Road 1
#05-09 Kampong Ubi Industrial Estate
408705 Singapore
Singapore

China

Schaffner EMC Ltd. Shanghai
T20-3, No 565 Chuangye Road
Pudong New Area
Shanghai 201201
China

EMEA

Schaffner EMC S.A.S.
Rue du Luxembourg 16
68310 Wittelsheim
France

India

Schaffner India Pvt. Ltd
"ShriNivas" 26, 2nd Street,
Kasthuri Nagar Extension,
Ondipudur, Coimbatore - 641 016
Tamil Nadu
India

North America

Schaffner EMC Inc.
52 Mayfield Avenue
Edison
New Jersey 08837
United State of America

To find your local partner within
Schaffner's global network, please go to
www.schaffner.com

© 2014 Schaffner Group

The content of this document has been carefully checked and understood. However, neither Schaffner nor its subsidiaries assume any liability whatsoever for any errors or inaccuracies of this document and the consequences thereof. Published specifications are subject to change without notice. Product suitability for any area of application must ultimately be determined by the customer. In all cases, products must never be operated outside their published specifications. Schaffner does not guarantee the availability of all published products. This disclaimer shall be governed by substantive Swiss law and resulting disputes shall be settled by the courts at the place of business of Schaffner Holding AG. Latest publications and a complete disclaimer can be downloaded from the Schaffner website. All trademarks recognized.