


# FN3100-110-56 801392



- Chassis mount
- 110 A EMC filter with terminal blocks
- 3 Phases

Buy article now



## Family Technical Specifications

<b>Maximum continuous operating voltage</b>	3x 520/300 VAC
<b>Operating frequency</b>	DC to 60 Hz
<b>Temperature range (operation and storage)</b>	-25°C to +100°C (25/100/21)
<b>Flammability corresponding to</b>	UL 94 V-2 or better
<b>Design corresponding to</b>	UL 1283, CSA 22.2 No. 8 1986, IEC/EN 60939
<b>Rated currents</b>	110
<b>High potential test voltage</b>	P → E 2750 VDC for 2 sec P → P 2250 VDC for 2 sec
<b>Protection category</b>	IP 20
<b>Overload capability</b>	4x rated current at switch on, 1.5x rated current for 1 minute, once per hour

## Approvals & Compliances



(FN3100 up to 150 A)

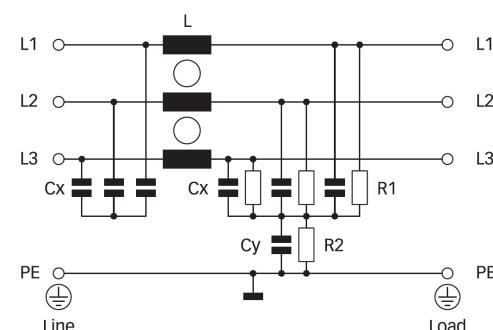
## Features and Benefits

- High performance filter for mainly industrial motor drive applications with significant interference levels
- Attenuation performance for Class B compliance in applications comprising multiple motor drives (e.g. machine tool with up to 8 driving axes with ~10 to 20 m motor cable each)
- Broadband filter performance with low frequency attenuation down to 10 kHz for reliable suppression of conducted interference
- Slim book-style shape requiring minimum cabinet space and allowing convenient installation right beside the motor drive
- Touch-safe terminal blocks provide unsurpassed electrical safety and contacting cross section according to EN 60204-1 installation standard
- For even better filter specifications, please consider FN 3120 H series from Schaffner

## Typical Applications

- Conventional motor drives with long motor cables and high interference levels
- Four quadrant motor drives and servo drives with energy regeneration mode (in combination with a suitable line reactor or LCL filter)
- Industrial applications comprising power conversion devices, such as machinery, machine tools and process automation equipment
- Uninterruptible power supplies (UPS)
- Converters for renewable energy generation
- Thyristor drives
- Elevators and cranes

## Typical electrical schematic



## General Specification

Voltage AC	520 (Volt)
Nominal Frequency	50
Rated Current @ambient	110
Ambient temperature [°C]	50

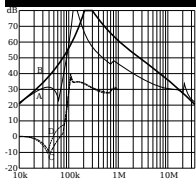
## Electric Specification

Leakage current (IEC60939) [mA]	10
Leakage current (Schaffner) [mA]	426
Input terminal	56 - JTB M8 screw terminal
Output terminal	56 - JTB M8 screw terminal

## Attenuation Specification

CM attenuation @ 150kHz [dB]	69 (Decibels)
DM attenuation @ 150kHz [dB]	30 (Decibels)

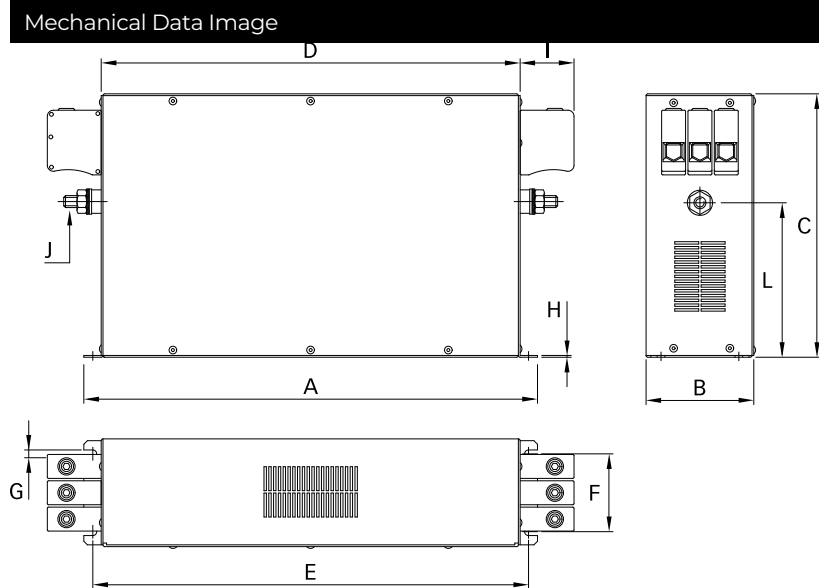
Attenuation graph



## Mechanic Specification

Length [mm]	414
Width [mm]	90
Height [mm]	220
Volume [cm <sup>3</sup> ]	8197 (Cubic Centimeter)
NetWeight [kg]	5200 (Gram)
Power Loss [W]	32.7 (Watt)

## Schaffner schemes



## Dimensions

A [mm]	379
B [mm]	90
C [mm]	220
D [mm]	350
E [mm]	364
F [mm]	65
G [mm]	6.5
H [mm]	1.5
I [mm]	45
J [mm]	M10
L [mm]	108